



**Financial products Markup Language**

## **FpML - Market Environment Component Definitions**

## ***Version: 4.3***

### **This Version:**

<http://www.fpml.org/spec/2007/wd-fpml-4-3-2007-07-30>

### **Latest Version:**

<http://www.fpml.org/spec/2007/wd-fpml-4-3-2007-07-30>

### **Previous Version:**

<http://www.fpml.org/spec/2007/wd-fpml-4-3-2007-07-05/>

### **Errata For This Version:**

<http://www.fpml.org/spec/errata/wd-fpml-4-3-2007-07-30-errata.html>

### **Document built**

Copyright (c) 1999 - 2007 by International Swaps and Derivatives Association, Inc.

Financial Products Markup Language is subject to the FpML® Public License.

FpML® is a registered trademark of the International Swaps and Derivatives Association, Inc.

A copy of this license is available at <http://www.fpml.org/license/license.html>

The FpML specifications provided are without warranty of any kind, either expressed or implied, including, without limitation, warranties that FpML, or the FpML specifications are free of defects, merchantable, fit for a particular purpose or non-infringing. The entire risk as to the quality and performance of the specifications is with you. Should any of the FpML specifications prove defective in any respect, you assume the cost of any necessary servicing or repair. Under no circumstances and under no legal theory, whether tort (including negligence), contract, or otherwise, shall ISDA, any of its members, or any distributor of documents or software containing any of the FpML specifications, or any supplier of any of such parties, be liable to you or any other person for any indirect, special, incidental, or consequential damages of any character including, without limitation, damages for loss of goodwill, work stoppage, computer failure or malfunction, or any and all other commercial damages or losses, even if such party shall have been informed of the possibility of such damages.

# Table Of Contents

|       |                         |    |
|-------|-------------------------|----|
| 1     | Global Complex Types    | 8  |
| 1.1   | CompoundingFrequency    | 9  |
| 1.1.1 | Description:            | 9  |
| 1.1.2 | Contents:               | 9  |
| 1.1.3 | Used by:                | 9  |
| 1.1.4 | Derived Types:          | 9  |
| 1.1.5 | Figure:                 | 9  |
| 1.1.6 | Schema Fragment:        | 9  |
| 1.2   | CreditCurve             | 10 |
| 1.2.1 | Description:            | 10 |
| 1.2.2 | Contents:               | 10 |
| 1.2.3 | Used by:                | 10 |
| 1.2.4 | Derived Types:          | 10 |
| 1.2.5 | Figure:                 | 10 |
| 1.2.6 | Schema Fragment:        | 11 |
| 1.3   | CreditCurveValuation    | 12 |
| 1.3.1 | Description:            | 12 |
| 1.3.2 | Contents:               | 12 |
| 1.3.3 | Used by:                | 12 |
| 1.3.4 | Derived Types:          | 12 |
| 1.3.5 | Figure:                 | 12 |
| 1.3.6 | Schema Fragment:        | 12 |
| 1.4   | DefaultProbabilityCurve | 14 |
| 1.4.1 | Description:            | 14 |
| 1.4.2 | Contents:               | 14 |
| 1.4.3 | Used by:                | 14 |
| 1.4.4 | Derived Types:          | 14 |
| 1.4.5 | Figure:                 | 14 |
| 1.4.6 | Schema Fragment:        | 14 |
| 1.5   | ForwardRateCurve        | 15 |
| 1.5.1 | Description:            | 15 |
| 1.5.2 | Contents:               | 15 |
| 1.5.3 | Used by:                | 15 |
| 1.5.4 | Derived Types:          | 15 |
| 1.5.5 | Figure:                 | 15 |
| 1.5.6 | Schema Fragment:        | 15 |
| 1.6   | FxCurve                 | 16 |
| 1.6.1 | Description:            | 16 |
| 1.6.2 | Contents:               | 16 |
| 1.6.3 | Used by:                | 16 |
| 1.6.4 | Derived Types:          | 16 |
| 1.6.5 | Figure:                 | 16 |
| 1.6.6 | Schema Fragment:        | 16 |
| 1.7   | FxCurveValuation        | 17 |
| 1.7.1 | Description:            | 17 |
| 1.7.2 | Contents:               | 17 |
| 1.7.3 | Used by:                | 17 |
| 1.7.4 | Derived Types:          | 17 |
| 1.7.5 | Figure:                 | 17 |
| 1.7.6 | Schema Fragment:        | 17 |
| 1.8   | FxRateSet               | 19 |
| 1.8.1 | Description:            | 19 |
| 1.8.2 | Contents:               | 19 |
| 1.8.3 | Used by:                | 19 |
| 1.8.4 | Derived Types:          | 19 |
| 1.8.5 | Figure:                 | 19 |
| 1.8.6 | Schema Fragment:        | 19 |
| 1.9   | InterpolationMethod     | 20 |
| 1.9.1 | Description:            | 20 |
| 1.9.2 | Contents:               | 20 |

|        |                             |    |
|--------|-----------------------------|----|
| 1.9.3  | Used by:                    | 20 |
| 1.9.4  | Derived Types:              | 20 |
| 1.9.5  | Figure:                     | 20 |
| 1.9.6  | Schema Fragment:            | 20 |
| 1.10   | MultiDimensionalPricingData | 21 |
| 1.10.1 | Description:                | 21 |
| 1.10.2 | Contents:                   | 21 |
| 1.10.3 | Used by:                    | 21 |
| 1.10.4 | Derived Types:              | 21 |
| 1.10.5 | Figure:                     | 21 |
| 1.10.6 | Schema Fragment:            | 21 |
| 1.11   | ParametricAdjustment        | 23 |
| 1.11.1 | Description:                | 23 |
| 1.11.2 | Contents:                   | 23 |
| 1.11.3 | Used by:                    | 23 |
| 1.11.4 | Derived Types:              | 23 |
| 1.11.5 | Figure:                     | 23 |
| 1.11.6 | Schema Fragment:            | 23 |
| 1.12   | ParametricAdjustmentPoint   | 25 |
| 1.12.1 | Description:                | 25 |
| 1.12.2 | Contents:                   | 25 |
| 1.12.3 | Used by:                    | 25 |
| 1.12.4 | Derived Types:              | 25 |
| 1.12.5 | Figure:                     | 25 |
| 1.12.6 | Schema Fragment:            | 25 |
| 1.13   | PricingStructurePoint       | 26 |
| 1.13.1 | Description:                | 26 |
| 1.13.2 | Contents:                   | 26 |
| 1.13.3 | Used by:                    | 26 |
| 1.13.4 | Derived Types:              | 26 |
| 1.13.5 | Figure:                     | 26 |
| 1.13.6 | Schema Fragment:            | 26 |
| 1.14   | TermCurve                   | 28 |
| 1.14.1 | Description:                | 28 |
| 1.14.2 | Contents:                   | 28 |
| 1.14.3 | Used by:                    | 28 |
| 1.14.4 | Derived Types:              | 28 |
| 1.14.5 | Figure:                     | 28 |
| 1.14.6 | Schema Fragment:            | 28 |
| 1.15   | TermPoint                   | 29 |
| 1.15.1 | Description:                | 29 |
| 1.15.2 | Contents:                   | 29 |
| 1.15.3 | Used by:                    | 29 |
| 1.15.4 | Derived Types:              | 29 |
| 1.15.5 | Figure:                     | 29 |
| 1.15.6 | Schema Fragment:            | 29 |
| 1.16   | VolatilityMatrix            | 31 |
| 1.16.1 | Description:                | 31 |
| 1.16.2 | Contents:                   | 31 |
| 1.16.3 | Used by:                    | 31 |
| 1.16.4 | Derived Types:              | 31 |
| 1.16.5 | Figure:                     | 31 |
| 1.16.6 | Schema Fragment:            | 31 |
| 1.17   | VolatilityRepresentation    | 32 |
| 1.17.1 | Description:                | 32 |
| 1.17.2 | Contents:                   | 32 |
| 1.17.3 | Used by:                    | 32 |
| 1.17.4 | Derived Types:              | 32 |
| 1.17.5 | Figure:                     | 32 |
| 1.17.6 | Schema Fragment:            | 32 |
| 1.18   | YieldCurve                  | 33 |
| 1.18.1 | Description:                | 33 |
| 1.18.2 | Contents:                   | 33 |
| 1.18.3 | Used by:                    | 33 |

|        |                           |    |
|--------|---------------------------|----|
| 1.18.4 | Derived Types:            | 33 |
| 1.18.5 | Figure:                   | 33 |
| 1.18.6 | Schema Fragment:          | 33 |
| 1.19   | YieldCurveValuation       | 34 |
| 1.19.1 | Description:              | 34 |
| 1.19.2 | Contents:                 | 34 |
| 1.19.3 | Used by:                  | 34 |
| 1.19.4 | Derived Types:            | 34 |
| 1.19.5 | Figure:                   | 34 |
| 1.19.6 | Schema Fragment:          | 34 |
| 1.20   | ZeroRateCurve             | 36 |
| 1.20.1 | Description:              | 36 |
| 1.20.2 | Contents:                 | 36 |
| 1.20.3 | Used by:                  | 36 |
| 1.20.4 | Derived Types:            | 36 |
| 1.20.5 | Figure:                   | 36 |
| 1.20.6 | Schema Fragment:          | 36 |
| 2      | Global Elements           | 37 |
| 2.1    | creditCurve               | 38 |
| 2.1.1  | Description:              | 38 |
| 2.1.2  | Contents:                 | 38 |
| 2.1.3  | Used by:                  | 38 |
| 2.1.4  | Substituted by:           | 38 |
| 2.1.5  | Figure:                   | 38 |
| 2.1.6  | Schema Fragment:          | 38 |
| 2.2    | creditCurveValuation      | 39 |
| 2.2.1  | Description:              | 39 |
| 2.2.2  | Contents:                 | 39 |
| 2.2.3  | Used by:                  | 39 |
| 2.2.4  | Substituted by:           | 39 |
| 2.2.5  | Figure:                   | 39 |
| 2.2.6  | Schema Fragment:          | 39 |
| 2.3    | fxCurve                   | 40 |
| 2.3.1  | Description:              | 40 |
| 2.3.2  | Contents:                 | 40 |
| 2.3.3  | Used by:                  | 40 |
| 2.3.4  | Substituted by:           | 40 |
| 2.3.5  | Figure:                   | 40 |
| 2.3.6  | Schema Fragment:          | 40 |
| 2.4    | fxCurveValuation          | 41 |
| 2.4.1  | Description:              | 41 |
| 2.4.2  | Contents:                 | 41 |
| 2.4.3  | Used by:                  | 41 |
| 2.4.4  | Substituted by:           | 41 |
| 2.4.5  | Figure:                   | 41 |
| 2.4.6  | Schema Fragment:          | 41 |
| 2.5    | volatilityMatrixValuation | 42 |
| 2.5.1  | Description:              | 42 |
| 2.5.2  | Contents:                 | 42 |
| 2.5.3  | Used by:                  | 42 |
| 2.5.4  | Substituted by:           | 42 |
| 2.5.5  | Figure:                   | 42 |
| 2.5.6  | Schema Fragment:          | 42 |
| 2.6    | volatilityRepresentation  | 43 |
| 2.6.1  | Description:              | 43 |
| 2.6.2  | Contents:                 | 43 |
| 2.6.3  | Used by:                  | 43 |
| 2.6.4  | Substituted by:           | 43 |
| 2.6.5  | Figure:                   | 43 |
| 2.6.6  | Schema Fragment:          | 43 |
| 2.7    | yieldCurve                | 44 |
| 2.7.1  | Description:              | 44 |
| 2.7.2  | Contents:                 | 44 |
| 2.7.3  | Used by:                  | 44 |

|       |                                  |    |
|-------|----------------------------------|----|
| 2.7.4 | Substituted by:                  | 44 |
| 2.7.5 | Figure:                          | 44 |
| 2.7.6 | Schema Fragment:                 | 44 |
| 2.8   | yieldCurveValuation              | 45 |
| 2.8.1 | Description:                     | 45 |
| 2.8.2 | Contents:                        | 45 |
| 2.8.3 | Used by:                         | 45 |
| 2.8.4 | Substituted by:                  | 45 |
| 2.8.5 | Figure:                          | 45 |
| 2.8.6 | Schema Fragment:                 | 45 |
| 3     | Groups                           | 46 |
| 3.1   | BidMidAsk.model                  | 47 |
| 3.1.1 | Description:                     | 47 |
| 3.1.2 | Contents:                        | 47 |
| 3.1.3 | Used by:                         | 47 |
| 3.1.4 | Figure:                          | 47 |
| 3.1.5 | Schema Fragment:                 | 47 |
| 3.2   | CreditCurveCharacteristics.model | 48 |
| 3.2.1 | Description:                     | 48 |
| 3.2.2 | Contents:                        | 48 |
| 3.2.3 | Used by:                         | 48 |
| 3.2.4 | Figure:                          | 48 |
| 3.2.5 | Schema Fragment:                 | 48 |
| 3.3   | FxCurveCharacteristics.model     | 50 |
| 3.3.1 | Description:                     | 50 |
| 3.3.2 | Contents:                        | 50 |
| 3.3.3 | Used by:                         | 50 |
| 3.3.4 | Figure:                          | 50 |
| 3.3.5 | Schema Fragment:                 | 50 |
| 3.4   | RecoveryRate.model               | 51 |
| 3.4.1 | Description:                     | 51 |
| 3.4.2 | Contents:                        | 51 |
| 3.4.3 | Used by:                         | 51 |
| 3.4.4 | Figure:                          | 51 |
| 3.4.5 | Schema Fragment:                 | 51 |
| 3.5   | UnderlyingAssetOrReference.model | 52 |
| 3.5.1 | Description:                     | 52 |
| 3.5.2 | Contents:                        | 52 |
| 3.5.3 | Used by:                         | 52 |
| 3.5.4 | Figure:                          | 52 |
| 3.5.5 | Schema Fragment:                 | 52 |
| 3.6   | YieldCurveCharacteristics.model  | 53 |
| 3.6.1 | Description:                     | 53 |
| 3.6.2 | Contents:                        | 53 |
| 3.6.3 | Used by:                         | 53 |
| 3.6.4 | Figure:                          | 53 |
| 3.6.5 | Schema Fragment:                 | 53 |
| 4     | Schema listing                   | 54 |

## ***1 Global Complex Types***



## 1.1 CompoundingFrequency

### 1.1.1 Description:

The frequency at which a rate is compounded.

### 1.1.2 Contents:

Inherited element(s): (This definition inherits the content defined by the type `xsd:normalizedString`)

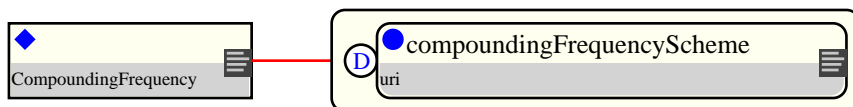
- 

### 1.1.3 Used by:

- Complex type: `ZeroRateCurve`

### 1.1.4 Derived Types:

### 1.1.5 Figure:



### 1.1.6 Schema Fragment:

```
<xsd:complexType name="CompoundingFrequency">
  <xsd:annotation>
    <xsd:documentation source="http://www.FpML.org" xml:lang="en">
      The frequency at which a rate is compounded.
    </xsd:documentation>
  </xsd:annotation>
  <xsd:simpleContent>
    <xsd:extension base="xsd:normalizedString">
      <xsd:attribute name="compoundingFrequencyScheme" type="xsd:anyURI" default="http://www.fpm.org" />
    </xsd:extension>
  </xsd:simpleContent>
</xsd:complexType>
```

## 1.2 CreditCurve

### 1.2.1 Description:

A generic credit curve definition.

### 1.2.2 Contents:

Inherited element(s): (This definition inherits the content defined by the type PricingStructure)

- An abstract pricing structure base type. Used as a base for structures such as yield curves and volatility matrices..

**creditEvents** (zero or one occurrence; of the type CreditEvents) The material credit event.

**seniority** (exactly one occurrence; of the type CreditSeniority) The level of seniority of the deliverable obligation.

**secured** (exactly one occurrence; of the type xsd:boolean) Whether the deliverable obligation is secured or unsecured.

**currency** (exactly one occurrence; of the type Currency) The currency of denomination of the deliverable obligation.

**obligations** (zero or one occurrence; of the type Obligations) The underlying obligations of the reference entity on which you are buying or selling protection

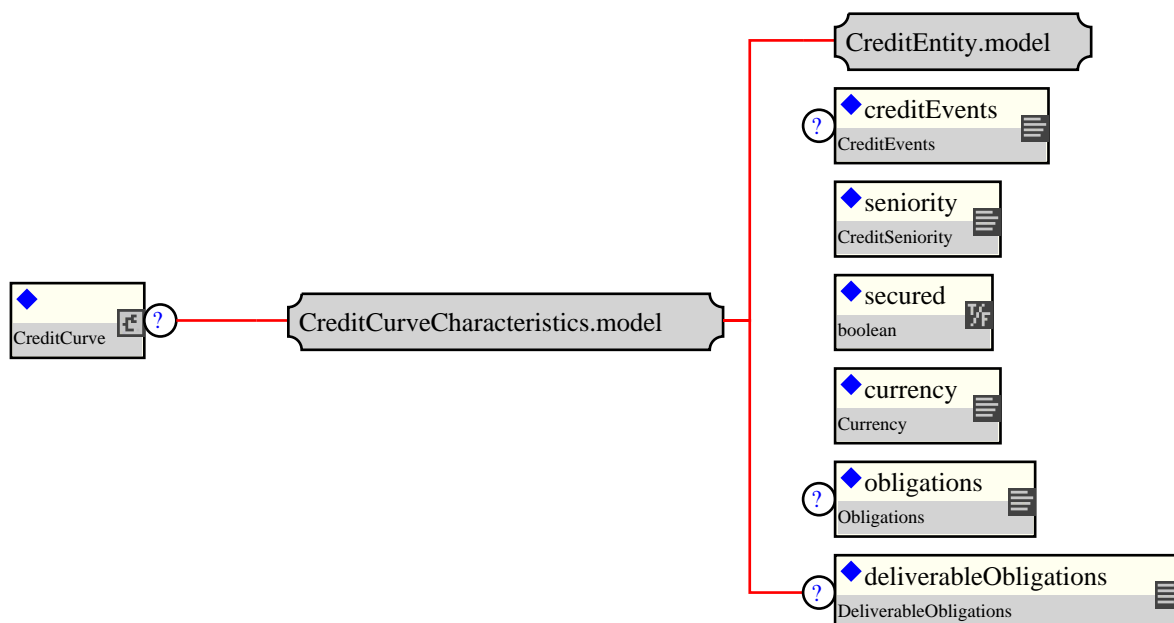
**deliverableObligations** (zero or one occurrence; of the type DeliverableObligations) What sort of obligation may be delivered in the event of the credit event. ISDA 2003 Term: Obligation Category/Deliverable Obligation Category

### 1.2.3 Used by:

- Element: creditCurve

### 1.2.4 Derived Types:

### 1.2.5 Figure:



### 1.2.6 Schema Fragment:

```
<xsd:complexType name="CreditCurve">
  <xsd:annotation>
    <xsd:documentation xml:lang="en">
      A generic credit curve definition.
    </xsd:documentation>
  </xsd:annotation>
  <xsd:complexContent>
    <xsd:extension base="PricingStructure">
      <xsd:sequence>
        <xsd:group ref="CreditCurveCharacteristics.model" minOccurs="0"/>
      </xsd:sequence>
    </xsd:extension>
  </xsd:complexContent>
</xsd:complexType>
```

## 1.3 CreditCurveValuation

### 1.3.1 Description:

A set of credit curve values, which can include pricing inputs (which are typically credit spreads), default probabilities, and recovery rates.

### 1.3.2 Contents:

Inherited element(s): (This definition inherits the content defined by the type PricingStructureValuation)

- An abstract pricing structure valuation base type. Used as a base for values of pricing structures such as yield curves and volatility matrices. Derived from the "Valuation" type.

**inputs** (zero or one occurrence; of the type QuotedAssetSet)

**defaultProbabilityCurve** (zero or one occurrence; of the type DefaultProbabilityCurve) A curve of default probabilities.

Either

**recoveryRate** (exactly one occurrence; of the type xsd:decimal) A single recovery rate, to be used for all terms.

Or

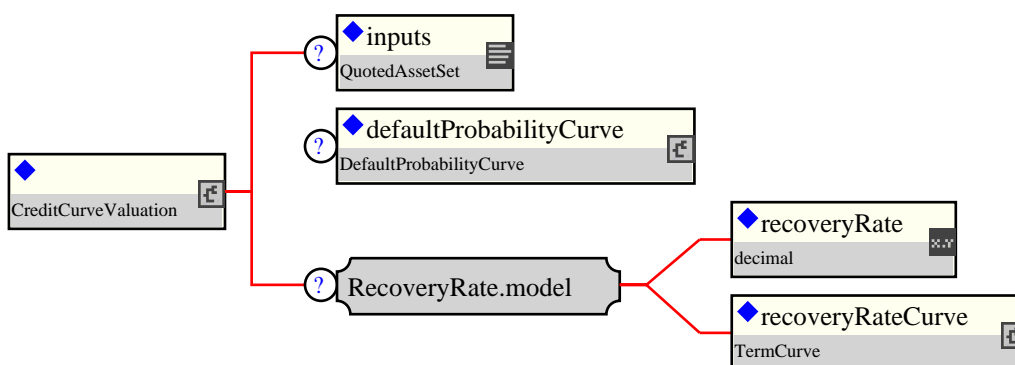
**recoveryRateCurve** (exactly one occurrence; of the type TermCurve) A curve of recovery rates, allowing different terms to have different recovery rates.

### 1.3.3 Used by:

- Element: creditCurveValuation

### 1.3.4 Derived Types:

### 1.3.5 Figure:



### 1.3.6 Schema Fragment:

```
<xsd:complexType name="CreditCurveValuation">
  <xsd:annotation>
    <xsd:documentation xml:lang="en">
      A set of credit curve values, which can include pricing inputs
      (which are typically credit spreads), default probabilities, and
      recovery rates.
    </xsd:documentation>
  </xsd:annotation>
  <xsd:complexContent>
    <xsd:extension base="PricingStructureValuation">
      <xsd:sequence>
```

```
<xsd:element name="inputs" type="QuotedAssetSet" minOccurs="0"/>
<xsd:element name="defaultProbabilityCurve" type="DefaultProbabilityCurve" minOccurs="0">
  <xsd:annotation>
    <xsd:documentation xml:lang="en">
      A curve of default probabilities.
    </xsd:documentation>
  </xsd:annotation>
</xsd:element>
<xsd:group ref="RecoveryRate.model" minOccurs="0">
  <xsd:annotation>
    <xsd:documentation xml:lang="en">
      A recovery rate value or curve.
    </xsd:documentation>
  </xsd:annotation>
</xsd:group>
</xsd:sequence>
</xsd:extension>
</xsd:complexContent>
</xsd:complexType>
```

## 1.4 DefaultProbabilityCurve

### 1.4.1 Description:

A set of default probabilities.

### 1.4.2 Contents:

Inherited element(s): (This definition inherits the content defined by the type PricingStructureValuation)

- An abstract pricing structure valuation base type. Used as a base for values of pricing structures such as yield curves and volatility matrices. Derived from the "Valuation" type.

**baseYieldCurve** (exactly one occurrence; of the type PricingStructureReference) A reference to the yield curve values used as a basis for this credit curve valuation.

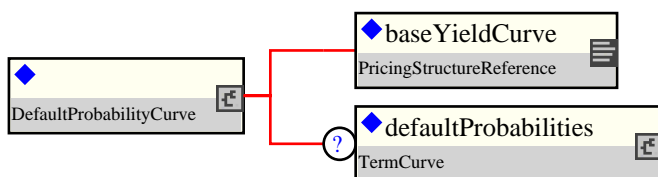
**defaultProbabilities** (zero or one occurrence; of the type TermCurve) A collection of default probabilities.

### 1.4.3 Used by:

- Complex type: CreditCurveValuation

### 1.4.4 Derived Types:

### 1.4.5 Figure:



### 1.4.6 Schema Fragment:

```
<xsd:complexType name="DefaultProbabilityCurve">
  <xsd:annotation>
    <xsd:documentation xml:lang="en">
      A set of default probabilities.
    </xsd:documentation>
  </xsd:annotation>
  <xsd:complexContent>
    <xsd:extension base="PricingStructureValuation">
      <xsd:sequence>
        <xsd:element name="baseYieldCurve" type="PricingStructureReference">
          <xsd:annotation>
            <xsd:documentation xml:lang="en">
              A reference to the yield curve values used as a basis for
              this credit curve valuation.
            </xsd:documentation>
          </xsd:annotation>
        </xsd:element>
        <xsd:element name="defaultProbabilities" type="TermCurve" minOccurs="0">
          <xsd:annotation>
            <xsd:documentation xml:lang="en">
              A collection of default probabilities.
            </xsd:documentation>
          </xsd:annotation>
        </xsd:element>
      </xsd:sequence>
    </xsd:extension>
  </xsd:complexContent>
</xsd:complexType>
```

## 1.5 ForwardRateCurve

### 1.5.1 Description:

A curve used to model a set of forward interest rates. Used for forecasting interest rates as part of a pricing calculation.

### 1.5.2 Contents:

**assetReference** (zero or one occurrence; of the type AssetReference) A reference to the rate index whose forwards are modeled.

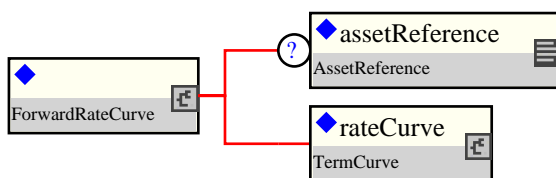
**rateCurve** (exactly one occurrence; of the type TermCurve) The curve of forward values.

### 1.5.3 Used by:

- Complex type: YieldCurveValuation

### 1.5.4 Derived Types:

### 1.5.5 Figure:



### 1.5.6 Schema Fragment:

```
<xsd:complexType name="ForwardRateCurve">
  <xsd:annotation>
    <xsd:documentation xml:lang="en">
      A curve used to model a set of forward interest rates. Used for
      forecasting interest rates as part of a pricing calculation.
    </xsd:documentation>
  </xsd:annotation>
  <xsd:sequence>
    <xsd:element name="assetReference" type="AssetReference" minOccurs="0">
      <xsd:annotation>
        <xsd:documentation xml:lang="en">
          A reference to the rate index whose forwards are modeled.
        </xsd:documentation>
      </xsd:annotation>
    </xsd:element>
    <xsd:element name="rateCurve" type="TermCurve">
      <xsd:annotation>
        <xsd:documentation xml:lang="en">
          The curve of forward values.
        </xsd:documentation>
      </xsd:annotation>
    </xsd:element>
  </xsd:sequence>
</xsd:complexType>
```

```
<xsd:complexType name="FxCurve">
  <xsd:annotation>
    <xsd:documentation xml:lang="en">
      An fx curve object., which includes pricing inputs and term
      structures for fx forwards.
    </xsd:documentation>
  </xsd:annotation>
  <xsd:complexContent>
    <xsd:extension base="PricingStructure">
      <xsd:sequence>
        <xsd:group ref="FxCurveCharacteristics.model" minOccurs="0"/>
      </xsd:sequence>
    </xsd:extension>
  </xsd:complexContent>
</xsd:complexType>
```



## 1.7 FxCurveValuation

### 1.7.1 Description:

A valuation of an FX curve object., which includes pricing inputs and term structures for fx forwards.

### 1.7.2 Contents:

Inherited element(s): (This definition inherits the content defined by the type PricingStructureValuation)

- An abstract pricing structure valuation base type. Used as a base for values of pricing structures such as yield curves and volatility matrices. Derived from the "Valuation" type.

**settlementCurrencyYieldCurve** (zero or one occurrence; of the type PricingStructureReference)

**forecastCurrencyYieldCurve** (zero or one occurrence; of the type PricingStructureReference)

**spotRate** (zero or one occurrence; of the type FxRateSet)

**fxForwardCurve** (zero or one occurrence; of the type TermCurve) A curve of fx forward rates

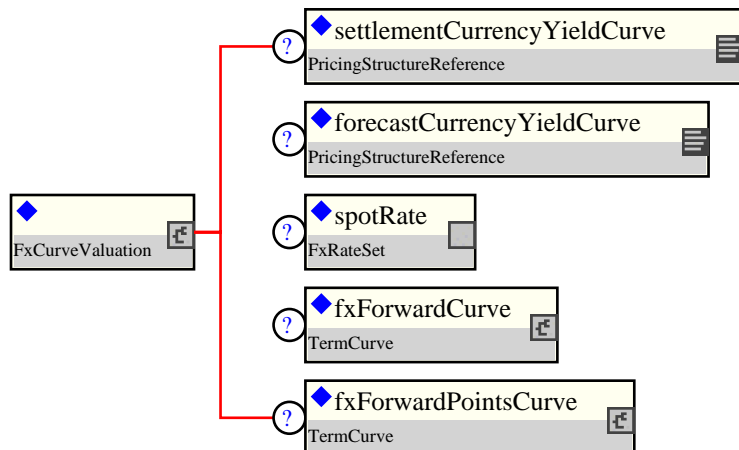
**fxForwardPointsCurve** (zero or one occurrence; of the type TermCurve) A curve of fx forward point spreads.

### 1.7.3 Used by:

- Element: fxCurveValuation

### 1.7.4 Derived Types:

### 1.7.5 Figure:



### 1.7.6 Schema Fragment:

```
<xsd:complexType name="FxCurveValuation">
  <xsd:annotation>
    <xsd:documentation xml:lang="en">
      A valuation of an FX curve object., which includes pricing inputs
      and term structures for fx forwards.
    </xsd:documentation>
  </xsd:annotation>
  <xsd:complexContent>
    <xsd:extension base="PricingStructureValuation">
      <xsd:sequence>
        <xsd:element name="settlementCurrencyYieldCurve" type="PricingStructureReference" minOccurs="0" maxOccurs="1"/>
        <xsd:element name="forecastCurrencyYieldCurve" type="PricingStructureReference" minOccurs="0" maxOccurs="1"/>
        <xsd:element name="spotRate" type="FxRateSet" minOccurs="0" maxOccurs="1"/>
        <xsd:element name="fxForwardCurve" type="TermCurve" minOccurs="0" maxOccurs="1"/>
        <xsd:element name="fxForwardPointsCurve" type="TermCurve" minOccurs="0" maxOccurs="1"/>
      </xsd:sequence>
    </xsd:extension>
  </xsd:complexContent>
</xsd:complexType>
```

```
<xsd:annotation>
  <xsd:documentation xml:lang="en">
    A curve of fx forward rates
  </xsd:documentation>
</xsd:annotation>
</xsd:element>
<xsd:element name="fxForwardPointsCurve" type="TermCurve" minOccurs="0">
  <xsd:annotation>
    <xsd:documentation xml:lang="en">
      A curve of fx forward point spreads.
    </xsd:documentation>
  </xsd:annotation>
</xsd:element>
</xsd:sequence>
</xsd:extension>
</xsd:complexContent>
</xsd:complexType>
```

## 1.8 FxRateSet

### 1.8.1 Description:

A collection of spot FX rates used in pricing.

### 1.8.2 Contents:

Inherited element(s): (This definition inherits the content defined by the type QuotedAssetSet)

- A collection of quoted assets.

### 1.8.3 Used by:

- Complex type: FxCurveValuation

### 1.8.4 Derived Types:

### 1.8.5 Figure:



### 1.8.6 Schema Fragment:

```
<xsd:complexType name="FxRateSet">
  <xsd:annotation>
    <xsd:documentation xml:lang="en">
      A collection of spot FX rates used in pricing.
    </xsd:documentation>
  </xsd:annotation>
  <xsd:complexContent>
    <xsd:extension base="QuotedAssetSet">
      <xsd:sequence/>
    </xsd:extension>
  </xsd:complexContent>
</xsd:complexType>
```

## 1.9 InterpolationMethod

### 1.9.1 Description:

The type of interpolation used.

### 1.9.2 Contents:

Inherited element(s): (This definition inherits the content defined by the type `xsd:normalizedString`)

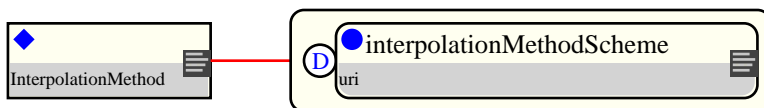
•

### 1.9.3 Used by:

- Complex type: InflationRateCalculation
- Complex type: MakeWholeAmount
- Complex type: TermCurve

### 1.9.4 Derived Types:

### 1.9.5 Figure:



### 1.9.6 Schema Fragment:

```
<xsd:complexType name="InterpolationMethod">
  <xsd:annotation>
    <xsd:documentation source="http://www.FpML.org" xml:lang="en">
      The type of interpolation used.
    </xsd:documentation>
  </xsd:annotation>
  <xsd:simpleContent>
    <xsd:extension base="xsd:normalizedString">
      <xsd:attribute name="interpolationMethodScheme" type="xsd:anyURI" default="http://www.fpr
    </xsd:extension>
  </xsd:simpleContent>
</xsd:complexType>
```

## 1.10 MultiDimensionalPricingData

### 1.10.1 Description:

A pricing data set that contains a series of points with coordinates. It is a sparse matrix representation of a multi-dimensional matrix.

### 1.10.2 Contents:

**measureType** (zero or one occurrence; of the type AssetMeasureType) The type of the value that is measured. This could be an NPV, a cash flow, a clean price, etc.

**quoteUnits** (zero or one occurrence; of the type PriceQuoteUnits) The optional units that the measure is expressed in. If not supplied, this is assumed to be a price/value in currency units.

**side** (zero or one occurrence; of the type QuotationSideEnum) The side (bid/mid/ask) of the measure.

**currency** (zero or one occurrence; of the type Currency) The optional currency that the measure is expressed in. If not supplied, this is defaulted from the reportingCurrency in the valuationScenarioDefinition.

**timing** (zero or one occurrence; of the type QuoteTiming) When during a day the quote is for. Typically, if this element is supplied, the QuoteLocation needs also to be supplied.

**informationSource** (zero or more occurrences; of the type InformationSource) The information source where a published or displayed market rate will be obtained, e.g. Telerate Page 3750.

**time** (zero or one occurrence; of the type xsd:dateTime) When the quote was observed or derived.

**valuationDate** (zero or one occurrence; of the type xsd:date) When the quote was computed.

**expiryTime** (zero or one occurrence; of the type xsd:dateTime) When does the quote cease to be valid.

**cashFlowType** (zero or one occurrence; of the type CashflowType) For cash flows, the type of the cash flows. Examples include: Coupon payment, Premium Fee, Settlement Fee, Brokerage Fee, etc.

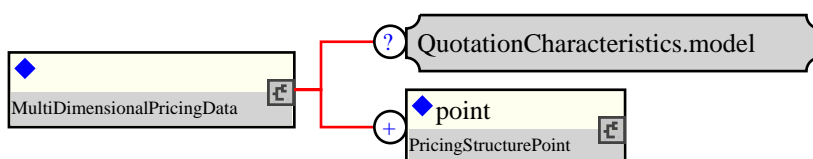
**point** (one or more occurrences; of the type PricingStructurePoint)

### 1.10.3 Used by:

- Complex type: VolatilityMatrix

### 1.10.4 Derived Types:

### 1.10.5 Figure:



### 1.10.6 Schema Fragment:

```
<xsd:complexType name="MultiDimensionalPricingData">
  <xsd:annotation>
    <xsd:documentation xml:lang="en">
      A pricing data set that contains a series of points with
      coordinates. It is a sparse matrix representation of a
      multi-dimensional matrix.
    </xsd:documentation>
  </xsd:annotation>
  <xsd:sequence>
    <xsd:group ref="QuotationCharacteristics.model" minOccurs="0">
      <xsd:annotation>
        <xsd:documentation xml:lang="en">
          Characteristics that apply to all quotations in the pricing
          structure.
        </xsd:documentation>
      </xsd:annotation>
    </xsd:group>
    <xsd:element type="point" minOccurs="1" maxOccurs="unbounded"/>
  </xsd:sequence>
</xsd:complexType>
```

```
        </xsd:documentation>
      </xsd:annotation>
    </xsd:group>
    <xsd:element name="point" type="PricingStructurePoint" maxOccurs="unbounded"/>
  </xsd:sequence>
</xsd:complexType>
```

## 1.11 ParametricAdjustment

### 1.11.1 Description:

An adjustment used to accommodate a parameter of the input trade, e.g. the strike.

### 1.11.2 Contents:

**name** (exactly one occurrence; of the type xsd:normalizedString) The name of the adjustment parameter (e.g. "Volatility Skew").

**inputUnits** (zero or one occurrence; of the type PriceQuoteUnits) The units of the input parameter, e.g. Yield.

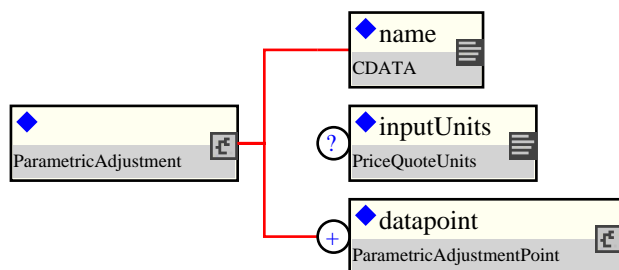
**datapoint** (one or more occurrences; of the type ParametricAdjustmentPoint) The values of the adjustment parameter.

### 1.11.3 Used by:

- Complex type: VolatilityMatrix

### 1.11.4 Derived Types:

### 1.11.5 Figure:



### 1.11.6 Schema Fragment:

```
<xsd:complexType name="ParametricAdjustment">
  <xsd:annotation>
    <xsd:documentation xml:lang="en">
      An adjustment used to accommodate a parameter of the input trade,
      e.g. the strike.
    </xsd:documentation>
  </xsd:annotation>
  <xsd:sequence>
    <xsd:element name="name" type="xsd:normalizedString">
      <xsd:annotation>
        <xsd:documentation xml:lang="en">
          The name of the adjustment parameter (e.g. "Volatility
          Skew").
        </xsd:documentation>
      </xsd:annotation>
    </xsd:element>
    <xsd:element name="inputUnits" type="PriceQuoteUnits" minOccurs="0">
      <xsd:annotation>
        <xsd:documentation xml:lang="en">
          The units of the input parameter, e.g. Yield.
        </xsd:documentation>
      </xsd:annotation>
    </xsd:element>
    <xsd:element name="datapoint" type="ParametricAdjustmentPoint" maxOccurs="unbounded">
      <xsd:annotation>
        <xsd:documentation xml:lang="en">
          The values of the adjustment parameter.
        </xsd:documentation>
      </xsd:annotation>
    </xsd:element>
  </xsd:sequence>
</xsd:complexType>
```

```
</xsd:sequence>  
</xsd:complexType>
```



## 1.12 ParametricAdjustmentPoint

### 1.12.1 Description:

A value of the adjustment point, consisting of the x value and the corresponding y value.

### 1.12.2 Contents:

**parameterValue** (exactly one occurrence; of the type xsd:decimal) The value of the independent variable (e.g. strike offset).

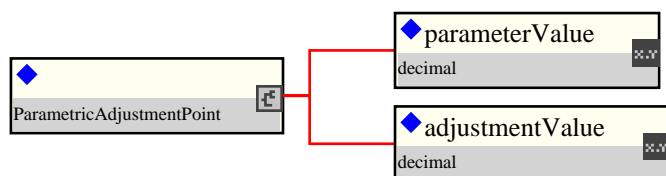
**adjustmentValue** (exactly one occurrence; of the type xsd:decimal) The value of the dependent variable, the actual adjustment amount.

### 1.12.3 Used by:

- Complex type: ParametricAdjustment

### 1.12.4 Derived Types:

### 1.12.5 Figure:



### 1.12.6 Schema Fragment:

```
<xsd:complexType name="ParametricAdjustmentPoint">
  <xsd:annotation>
    <xsd:documentation xml:lang="en">
      A value of the adjustment point, consisting of the x value and
      the corresponding y value.
    </xsd:documentation>
  </xsd:annotation>
  <xsd:sequence>
    <xsd:element name="parameterValue" type="xsd:decimal">
      <xsd:annotation>
        <xsd:documentation xml:lang="en">
          The value of the independent variable (e.g. strike offset).
        </xsd:documentation>
      </xsd:annotation>
    </xsd:element>
    <xsd:element name="adjustmentValue" type="xsd:decimal">
      <xsd:annotation>
        <xsd:documentation xml:lang="en">
          The value of the dependent variable, the actual adjustment
          amount.
        </xsd:documentation>
      </xsd:annotation>
    </xsd:element>
  </xsd:sequence>
</xsd:complexType>
```

## 1.13 PricingStructurePoint

### 1.13.1 Description:

A single valued point with a set of coordinates that define an arbitrary number of indentifying indexes (0 or more). Note that the collection of coordinates/coordinate references for a PricingStructurePoint must not define a given dimension (other than "generic") more than once. This is to avoid ambiguity.

### 1.13.2 Contents:

Either

**coordinate** (exactly one occurrence; of the type PricingDataPointCoordinate) An explicit, filled in data point coordinate. This might specify expiration, strike, etc.

Or

**coordinateReference** (exactly one occurrence; of the type PricingDataPointCoordinateReference) A reference to a pricing data point coordinate within this document.

Either

**underlyingAsset** (exactly one occurrence; of the type Asset) Define the underlying asset when it is a listed security.

Or

**underlyingAssetReference** (zero or one occurrence; of the type AssetReference) A reference to an underlying asset that defines the meaning of the value, i.e. the product that the value corresponds to. For example, this could be a caplet or simple european swaption.

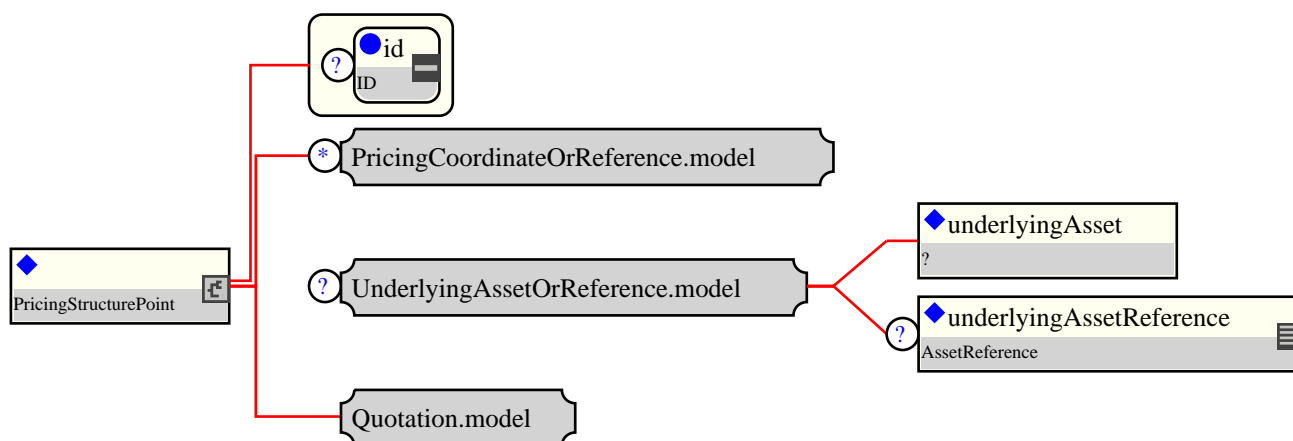
**value** (zero or one occurrence; of the type xsd:decimal) The value of the the quotation.

### 1.13.3 Used by:

- Complex type: MultiDimensionalPricingData

### 1.13.4 Derived Types:

### 1.13.5 Figure:



### 1.13.6 Schema Fragment:

```
<xsd:complexType name="PricingStructurePoint">
  <xsd:annotation>
    <xsd:documentation xml:lang="en">
      A single valued point with a set of coordinates that define an
```

```

    arbitrary number of indentifying indexes (0 or more). Note that
    the collection of coordinates/coordinate references for a
    PricingStructurePoint must not define a given dimension (other
    than "generic") more than once. This is to avoid ambiguity.
  </xsd:documentation>
</xsd:annotation>
<xsd:sequence>
  <xsd:group ref="PricingCoordinateOrReference.model" minOccurs="0" maxOccurs="unbounded"/>
  <xsd:group ref="UnderlyingAssetOrReference.model" minOccurs="0"/>
  <xsd:group ref="Quotation.model">
    <xsd:annotation>
      <xsd:documentation xml:lang="en">
        A quotation for a specific point, including any
        characteristics that may be unique to that point.
      </xsd:documentation>
    </xsd:annotation>
  </xsd:group>
</xsd:sequence>
  <xsd:attribute name="id" type="xsd:ID"/>
</xsd:complexType>

```

## 1.14 TermCurve

### 1.14.1 Description:

A curve consisting only of values over a term. This is a restricted form of One Dimensional Structure.

### 1.14.2 Contents:

**interpolationMethod** (zero or one occurrence; of the type InterpolationMethod)

**extrapolationPermitted** (zero or one occurrence; of the type xsd:boolean)

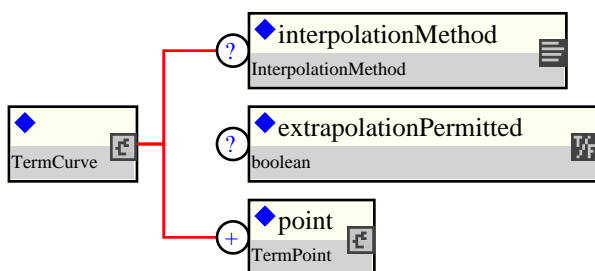
**point** (one or more occurrences; of the type TermPoint)

### 1.14.3 Used by:

- Complex type: DefaultProbabilityCurve
- Complex type: ForwardRateCurve
- Complex type: FxCurveValuation
- Complex type: YieldCurveValuation
- Complex type: ZeroRateCurve

### 1.14.4 Derived Types:

### 1.14.5 Figure:



### 1.14.6 Schema Fragment:

```
<xsd:complexType name="TermCurve">
  <xsd:annotation>
    <xsd:documentation xml:lang="en">
      A curve consisting only of values over a term. This is a
      restricted form of One Dimensional Structure.
    </xsd:documentation>
  </xsd:annotation>
  <xsd:sequence>
    <xsd:element name="interpolationMethod" type="InterpolationMethod" minOccurs="0"/>
    <xsd:element name="extrapolationPermitted" type="xsd:boolean" minOccurs="0"/>
    <xsd:element name="point" type="TermPoint" maxOccurs="unbounded"/>
  </xsd:sequence>
</xsd:complexType>
```

## 1.15 TermPoint

### 1.15.1 Description:

A value point that can have a time dimension. Allows bid, mid, ask, and spread values to be represented.

### 1.15.2 Contents:

**term** (exactly one occurrence; of the type TimeDimension) The time dimension of the point (tenor and/or date)

**bid** (zero or one occurrence; of the type xsd:decimal) A price "bid" by a buyer for an asset, i.e. the price a buyer is willing to pay.

**mid** (zero or one occurrence; of the type xsd:decimal) A price midway between the bid and the ask price.

**ask** (zero or one occurrence; of the type xsd:decimal) A price "asked" by a seller for an asset, i.e. the price at which a seller is willing to sell.

**spreadValue** (zero or one occurrence; of the type xsd:decimal) The spread value can be used in conjunction with the "mid" value to define the bid and the ask value.

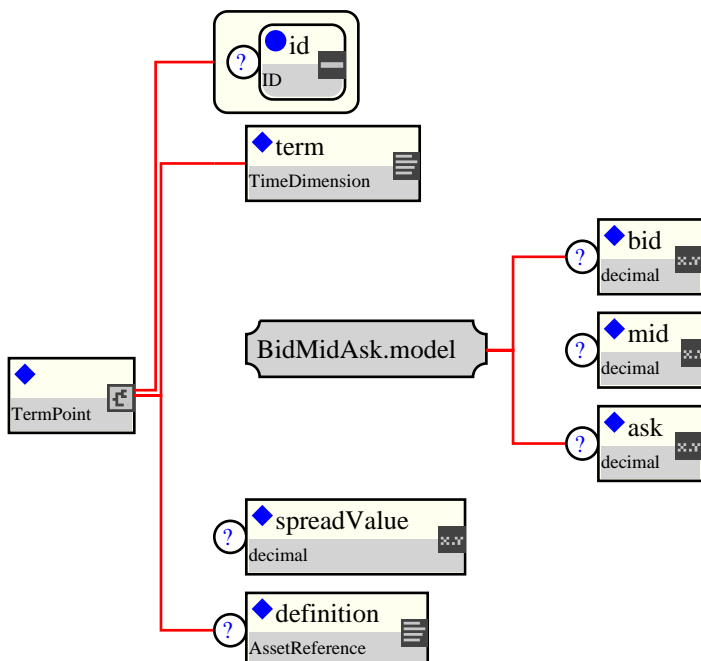
**definition** (zero or one occurrence; of the type AssetReference) An optional reference to an underlying asset that defines the meaning of the value, i.e. the product that the value corresponds to. For example, this could be a discount instrument.

### 1.15.3 Used by:

- Complex type: TermCurve

### 1.15.4 Derived Types:

### 1.15.5 Figure:



### 1.15.6 Schema Fragment:

```
<xsd:complexType name="TermPoint">
  <xsd:annotation>
```

```

<xsd:documentation xml:lang="en">
  A value point that can have a time dimension. Allows bid, mid,
  ask, and spread values to be represented.
</xsd:documentation>
</xsd:annotation>
<xsd:sequence>
  <xsd:element name="term" type="TimeDimension">
    <xsd:annotation>
      <xsd:documentation xml:lang="en">
        The time dimension of the point (tenor and/or date)
      </xsd:documentation>
    </xsd:annotation>
  </xsd:element>
  <xsd:group ref="BidMidAsk.model"/>
  <xsd:element name="spreadValue" type="xsd:decimal" minOccurs="0">
    <xsd:annotation>
      <xsd:documentation xml:lang="en">
        The spread value can be used in conjunction with the "mid"
        value to define the bid and the ask value.
      </xsd:documentation>
    </xsd:annotation>
  </xsd:element>
  <xsd:element name="definition" type="AssetReference" minOccurs="0">
    <xsd:annotation>
      <xsd:documentation xml:lang="en">
        An optional reference to an underlying asset that defines the
        meaning of the value, i.e. the product that the value
        corresponds to. For example, this could be a discount
        instrument.
      </xsd:documentation>
    </xsd:annotation>
  </xsd:element>
</xsd:sequence>
<xsd:attribute name="id" type="xsd:ID"/>
</xsd:complexType>

```

## 1.16 VolatilityMatrix

### 1.16.1 Description:

A matrix of volatilities with dimension 0-3.

### 1.16.2 Contents:

Inherited element(s): (This definition inherits the content defined by the type PricingStructureValuation)

- An abstract pricing structure valuation base type. Used as a base for values of pricing structures such as yield curves and volatility matrices. Derived from the "Valuation" type.

**dataPoints** (exactly one occurrence; of the type MultiDimensionalPricingData) The raw volatility matrix data, expressed as a multi-dimensional array.

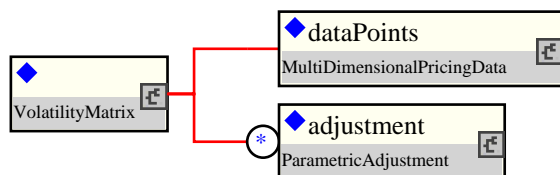
**adjustment** (zero or more occurrences; of the type ParametricAdjustment) An adjustment factor, such as for vol smile/skew.

### 1.16.3 Used by:

- Element: volatilityMatrixValuation

### 1.16.4 Derived Types:

### 1.16.5 Figure:



### 1.16.6 Schema Fragment:

```
<xsd:complexType name="VolatilityMatrix">
  <xsd:annotation>
    <xsd:documentation xml:lang="en">
      A matrix of volatilities with dimension 0-3.
    </xsd:documentation>
  </xsd:annotation>
  <xsd:complexContent>
    <xsd:extension base="PricingStructureValuation">
      <xsd:sequence>
        <xsd:element name="dataPoints" type="MultiDimensionalPricingData">
          <xsd:annotation>
            <xsd:documentation xml:lang="en">
              The raw volatility matrix data, expressed as a
              multi-dimensional array.
            </xsd:documentation>
          </xsd:annotation>
        </xsd:element>
        <xsd:element name="adjustment" type="ParametricAdjustment" minOccurs="0" maxOccurs="unbounded">
          <xsd:annotation>
            <xsd:documentation xml:lang="en">
              An adjustment factor, such as for vol smile/skew.
            </xsd:documentation>
          </xsd:annotation>
        </xsd:element>
      </xsd:sequence>
    </xsd:extension>
  </xsd:complexContent>
</xsd:complexType>
```

## 1.17 VolatilityRepresentation

### 1.17.1 Description:

A representation of volatilities of an asset. This is a generic structure whose values can be supplied in a specific volatility matrix.

### 1.17.2 Contents:

Inherited element(s): (This definition inherits the content defined by the type PricingStructure)

- An abstract pricing structure base type. Used as a base for structures such as yield curves and volatility matrices..

**asset** (exactly one occurrence; of the type AnyAssetReference) A reference to the asset whose volatility is modeled.

### 1.17.3 Used by:

- Element: volatilityRepresentation

### 1.17.4 Derived Types:

### 1.17.5 Figure:



### 1.17.6 Schema Fragment:

```
<xsd:complexType name="VolatilityRepresentation">
  <xsd:annotation>
    <xsd:documentation xml:lang="en">
      A representation of volatilities of an asset. This is a generic
      structure whose values can be supplied in a specific volatility
      matrix.
    </xsd:documentation>
  </xsd:annotation>
  <xsd:complexContent>
    <xsd:extension base="PricingStructure">
      <xsd:sequence>
        <xsd:element name="asset" type="AnyAssetReference">
          <xsd:annotation>
            <xsd:documentation xml:lang="en">
              A reference to the asset whose volatility is modeled.
            </xsd:documentation>
          </xsd:annotation>
        </xsd:element>
      </xsd:sequence>
    </xsd:extension>
  </xsd:complexContent>
</xsd:complexType>
```



## 1.18 YieldCurve

### 1.18.1 Description:

A generic yield curve object, which can be valued in a variety of ways.

### 1.18.2 Contents:

Inherited element(s): (This definition inherits the content defined by the type PricingStructure)

- An abstract pricing structure base type. Used as a base for structures such as yield curves and volatility matrices..

**algorithm** (zero or one occurrence; of the type xsd:string)

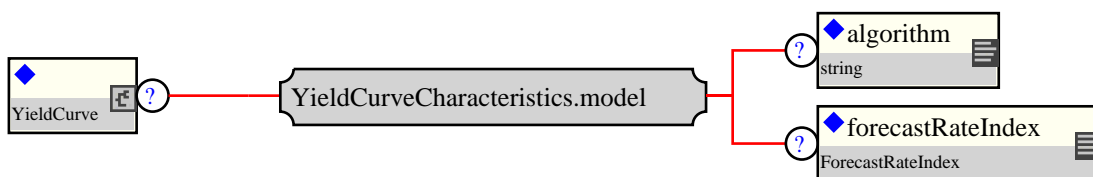
**forecastRateIndex** (zero or one occurrence; of the type ForecastRateIndex)

### 1.18.3 Used by:

- Element: yieldCurve

### 1.18.4 Derived Types:

### 1.18.5 Figure:



### 1.18.6 Schema Fragment:

```
<xsd:complexType name="YieldCurve">
  <xsd:annotation>
    <xsd:documentation xml:lang="en">
      A generic yield curve object, which can be valued in a variety of
      ways.
    </xsd:documentation>
  </xsd:annotation>
  <xsd:complexContent>
    <xsd:extension base="PricingStructure">
      <xsd:sequence>
        <xsd:group ref="YieldCurveCharacteristics.model" minOccurs="0"/>
      </xsd:sequence>
    </xsd:extension>
  </xsd:complexContent>
</xsd:complexType>
```

## 1.19 YieldCurveValuation

### 1.19.1 Description:

The values of a yield curve, including possibly inputs and outputs (dfs, forwards, zero rates).

### 1.19.2 Contents:

Inherited element(s): (This definition inherits the content defined by the type PricingStructureValuation)

- An abstract pricing structure valuation base type. Used as a base for values of pricing structures such as yield curves and volatility matrices. Derived from the "Valuation" type.

**inputs** (zero or one occurrence; of the type QuotedAssetSet)

**zeroCurve** (zero or one occurrence; of the type ZeroRateCurve) A curve of zero rates.

**forwardCurve** (zero or more occurrences; of the type ForwardRateCurve) A curve of forward rates.

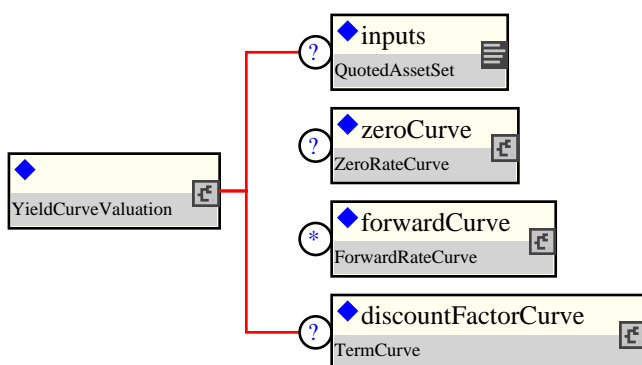
**discountFactorCurve** (zero or one occurrence; of the type TermCurve) A curve of discount factors.

### 1.19.3 Used by:

- Element: yieldCurveValuation

### 1.19.4 Derived Types:

### 1.19.5 Figure:



### 1.19.6 Schema Fragment:

```
<xsd:complexType name="YieldCurveValuation">
  <xsd:annotation>
    <xsd:documentation xml:lang="en">
      The values of a yield curve, including possibly inputs and
      outputs (dfs, forwards, zero rates).
    </xsd:documentation>
  </xsd:annotation>
  <xsd:complexContent>
    <xsd:extension base="PricingStructureValuation">
      <xsd:sequence>
        <xsd:element name="inputs" type="QuotedAssetSet" minOccurs="0"/>
        <xsd:element name="zeroCurve" type="ZeroRateCurve" minOccurs="0">
          <xsd:annotation>
            <xsd:documentation xml:lang="en">
              A curve of zero rates.
            </xsd:documentation>
          </xsd:annotation>
        </xsd:element>
        <xsd:element name="forwardCurve" type="ForwardRateCurve" minOccurs="0" maxOccurs="unbounded">
          <xsd:annotation>
```

```
        <xsd:documentation xml:lang="en">
            A curve of forward rates.
        </xsd:documentation>
    </xsd:annotation>
</xsd:element>
<xsd:element name="discountFactorCurve" type="TermCurve" minOccurs="0">
    <xsd:annotation>
        <xsd:documentation xml:lang="en">
            A curve of discount factors.
        </xsd:documentation>
    </xsd:annotation>
</xsd:element>
</xsd:sequence>
</xsd:extension>
</xsd:complexContent>
</xsd:complexType>
```

## 1.20 ZeroRateCurve

### 1.20.1 Description:

A curve used to model a set of zero-coupon interest rates.

### 1.20.2 Contents:

**compoundingFrequency** (exactly one occurrence; of the type CompoundingFrequency) The frequency at which the rates are compounded (e.g. continuously compounded).

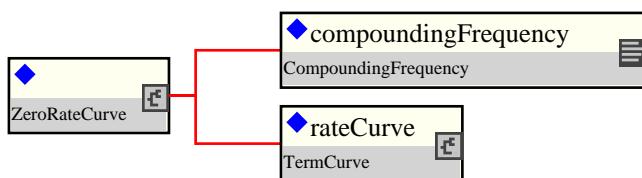
**rateCurve** (exactly one occurrence; of the type TermCurve) The curve of zero-coupon values.

### 1.20.3 Used by:

- Complex type: YieldCurveValuation

### 1.20.4 Derived Types:

### 1.20.5 Figure:



### 1.20.6 Schema Fragment:

```
<xsd:complexType name="ZeroRateCurve">
  <xsd:annotation>
    <xsd:documentation xml:lang="en">
      A curve used to model a set of zero-coupon interest rates.
    </xsd:documentation>
  </xsd:annotation>
  <xsd:sequence>
    <xsd:element name="compoundingFrequency" type="CompoundingFrequency">
      <xsd:annotation>
        <xsd:documentation xml:lang="en">
          The frequency at which the rates are compounded (e.g.
            continuously compounded).
        </xsd:documentation>
      </xsd:annotation>
    </xsd:element>
    <xsd:element name="rateCurve" type="TermCurve">
      <xsd:annotation>
        <xsd:documentation xml:lang="en">
          The curve of zero-coupon values.
        </xsd:documentation>
      </xsd:annotation>
    </xsd:element>
  </xsd:sequence>
</xsd:complexType>
```

## ***2 Global Elements***

## 2.1 creditCurve

### 2.1.1 Description:

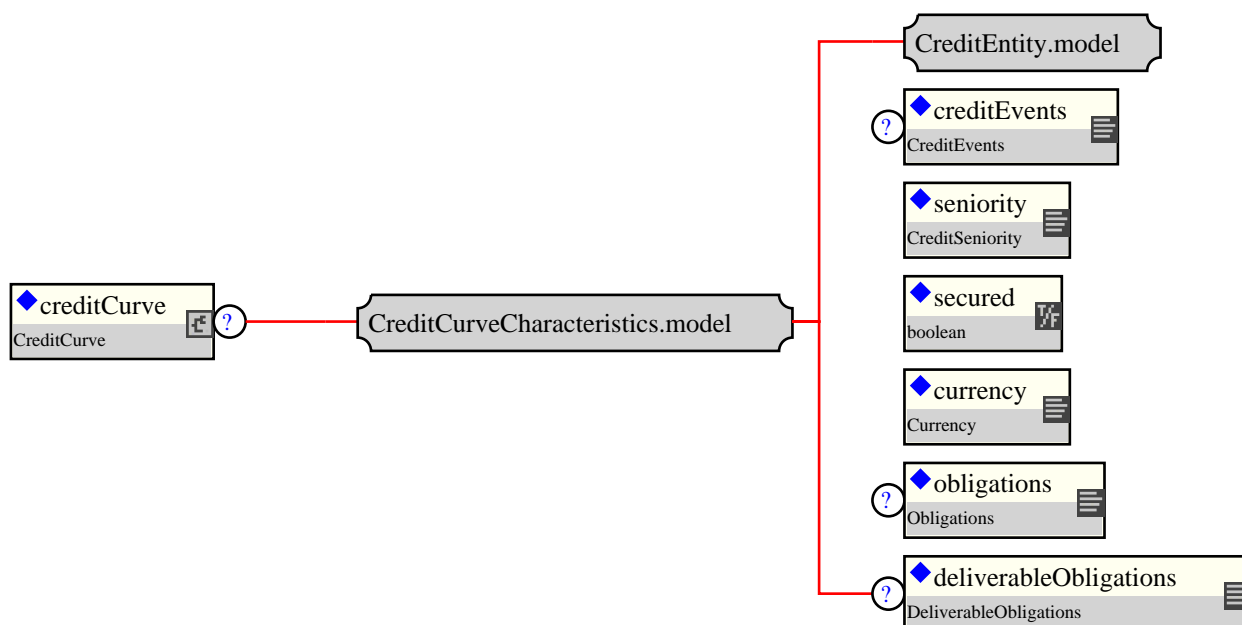
### 2.1.2 Contents:

Element creditCurve is defined by the complex type CreditCurve

### 2.1.3 Used by:

### 2.1.4 Substituted by:

### 2.1.5 Figure:



### 2.1.6 Schema Fragment:

```
<xsd:element name="creditCurve" type="CreditCurve" substitutionGroup="pricingStructure"/>
```

2.2 creditCurveValuation

2.2.1 Description:

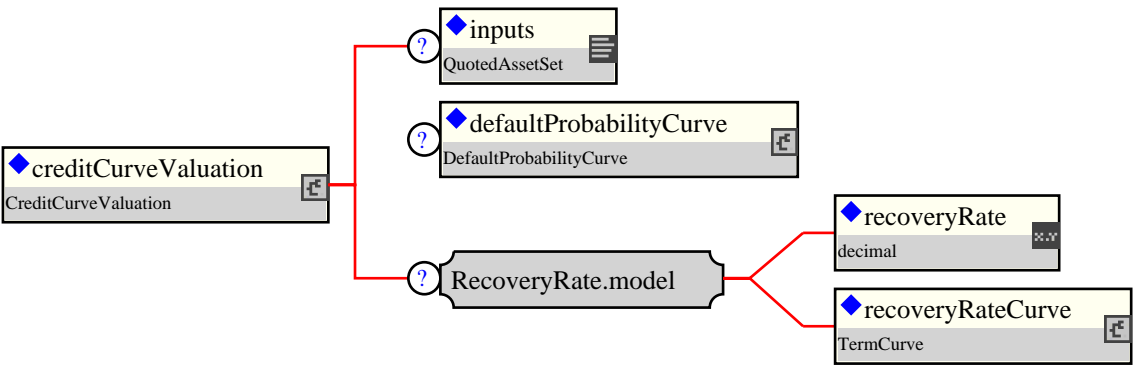
2.2.2 Contents:

Element creditCurveValuation is defined by the complex type CreditCurveValuation

2.2.3 Used by:

2.2.4 Substituted by:

2.2.5 Figure:



2.2.6 Schema Fragment:

```
<xsd:element name="creditCurveValuation" type="CreditCurveValuation" substitutionGroup="pricing"/>
```

## 2.3 fxCurve

### 2.3.1 Description:

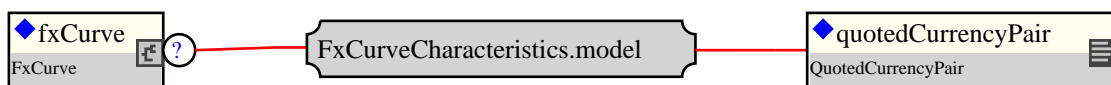
### 2.3.2 Contents:

Element fxCurve is defined by the complex type FxCurve

### 2.3.3 Used by:

### 2.3.4 Substituted by:

### 2.3.5 Figure:



### 2.3.6 Schema Fragment:

```
<xsd:element name="fxCurve" type="FxCurve" substitutionGroup="pricingStructure"/>
```



2.4 fxCurveValuation

2.4.1 Description:

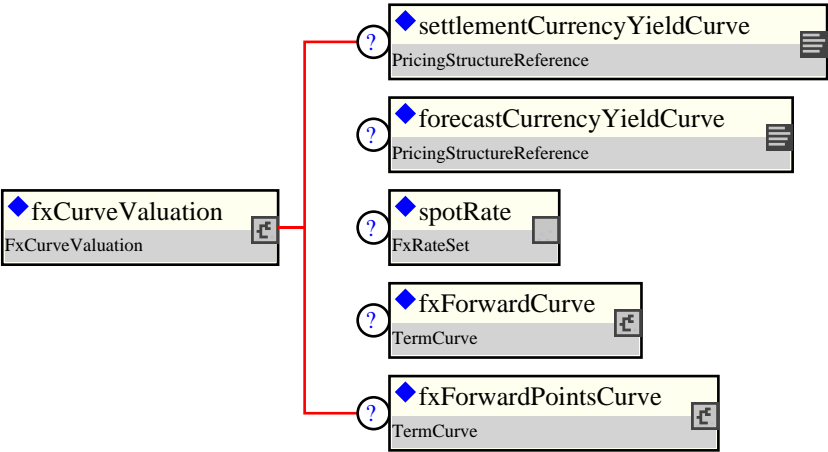
2.4.2 Contents:

Element fxCurveValuation is defined by the complex type FxCurveValuation

2.4.3 Used by:

2.4.4 Substituted by:

2.4.5 Figure:



2.4.6 Schema Fragment:

```
<xsd:element name="fxCurveValuation" type="FxCurveValuation" substitutionGroup="pricingStructur
```

2.5 volatilityMatrixValuation

2.5.1 Description:

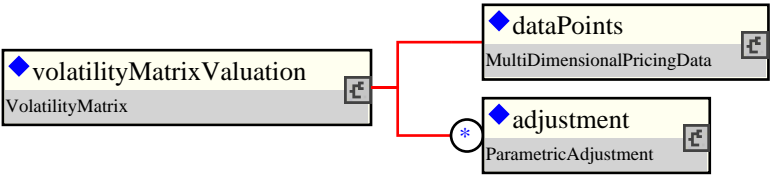
2.5.2 Contents:

Element volatilityMatrixValuation is defined by the complex type VolatilityMatrix

2.5.3 Used by:

2.5.4 Substituted by:

2.5.5 Figure:



2.5.6 Schema Fragment:

```
<xsd:element name="volatilityMatrixValuation" type="VolatilityMatrix" substitutionGroup="pricingData"/>
```

## 2.6 volatilityRepresentation

### 2.6.1 Description:

### 2.6.2 Contents:

Element volatilityRepresentation is defined by the complex type VolatilityRepresentation

### 2.6.3 Used by:

### 2.6.4 Substituted by:

### 2.6.5 Figure:



### 2.6.6 Schema Fragment:

```
<xsd:element name="volatilityRepresentation" type="VolatilityRepresentation" substitutionGroup="
```

## 2.7 yieldCurve

### 2.7.1 Description:

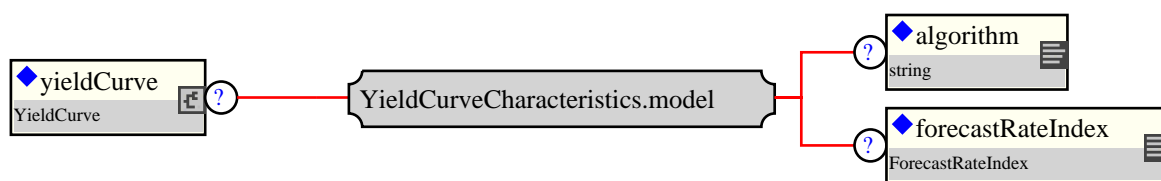
### 2.7.2 Contents:

Element yieldCurve is defined by the complex type YieldCurve

### 2.7.3 Used by:

### 2.7.4 Substituted by:

### 2.7.5 Figure:



### 2.7.6 Schema Fragment:

```
<xsd:element name="yieldCurve" type="YieldCurve" substitutionGroup="pricingStructure"/>
```

# 2.8 yieldCurveValuation

## 2.8.1 Description:

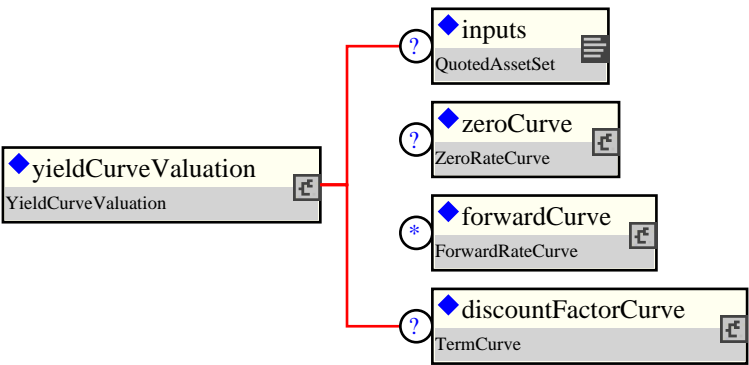
## 2.8.2 Contents:

Element yieldCurveValuation is defined by the complex type YieldCurveValuation

## 2.8.3 Used by:

## 2.8.4 Substituted by:

## 2.8.5 Figure:



## 2.8.6 Schema Fragment:

```
<xsd:element name="yieldCurveValuation" type="YieldCurveValuation" substitutionGroup="pricingSt
```

**3 Groups**

## 3.1 BidMidAsk.model

### 3.1.1 Description:

The bid, mid, or ask values relevant for a quote

### 3.1.2 Contents:

**bid** (zero or one occurrence; of the type xsd:decimal) A price "bid" by a buyer for an asset, i.e. the price a buyer is willing to pay.

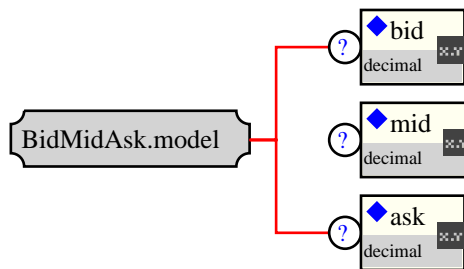
**mid** (zero or one occurrence; of the type xsd:decimal) A price midway between the bid and the ask price.

**ask** (zero or one occurrence; of the type xsd:decimal) A price "asked" by a seller for an asset, i.e. the price at which a seller is willing to sell.

### 3.1.3 Used by:

- Complex type: TermPoint

### 3.1.4 Figure:



### 3.1.5 Schema Fragment:

```
<xsd:group name="BidMidAsk.model">
  <xsd:annotation>
    <xsd:documentation xml:lang="en">
      The bid, mid, or ask values relevant for a quote
    </xsd:documentation>
  </xsd:annotation>
  <xsd:sequence>
    <xsd:element name="bid" type="xsd:decimal" minOccurs="0">
      <xsd:annotation>
        <xsd:documentation xml:lang="en">
          A price "bid" by a buyer for an asset, i.e. the price a buyer
          is willing to pay.
        </xsd:documentation>
      </xsd:annotation>
    </xsd:element>
    <xsd:element name="mid" type="xsd:decimal" minOccurs="0">
      <xsd:annotation>
        <xsd:documentation xml:lang="en">
          A price midway between the bid and the ask price.
        </xsd:documentation>
      </xsd:annotation>
    </xsd:element>
    <xsd:element name="ask" type="xsd:decimal" minOccurs="0">
      <xsd:annotation>
        <xsd:documentation xml:lang="en">
          A price "asked" by a seller for an asset, i.e. the price at
          which a seller is willing to sell.
        </xsd:documentation>
      </xsd:annotation>
    </xsd:element>
  </xsd:sequence>
</xsd:group>
```

## 3.2 CreditCurveCharacteristics.model

### 3.2.1 Description:

The set of characteristics that describe the outputs of a credit curve.

### 3.2.2 Contents:

Either

**referenceEntity** (exactly one occurrence; of the type LegalEntity) The entity for which this is defined.

Or

**creditEntityReference** (exactly one occurrence; of the type LegalEntityReference) An XML reference a credit entity defined elsewhere in the document.

**creditEvents** (zero or one occurrence; of the type CreditEvents) The material credit event.

**seniority** (exactly one occurrence; of the type CreditSeniority) The level of seniority of the deliverable obligation.

**secured** (exactly one occurrence; of the type xsd:boolean) Whether the deliverable obligation is secured or unsecured.

**currency** (exactly one occurrence; of the type Currency) The currency of denomination of the deliverable obligation.

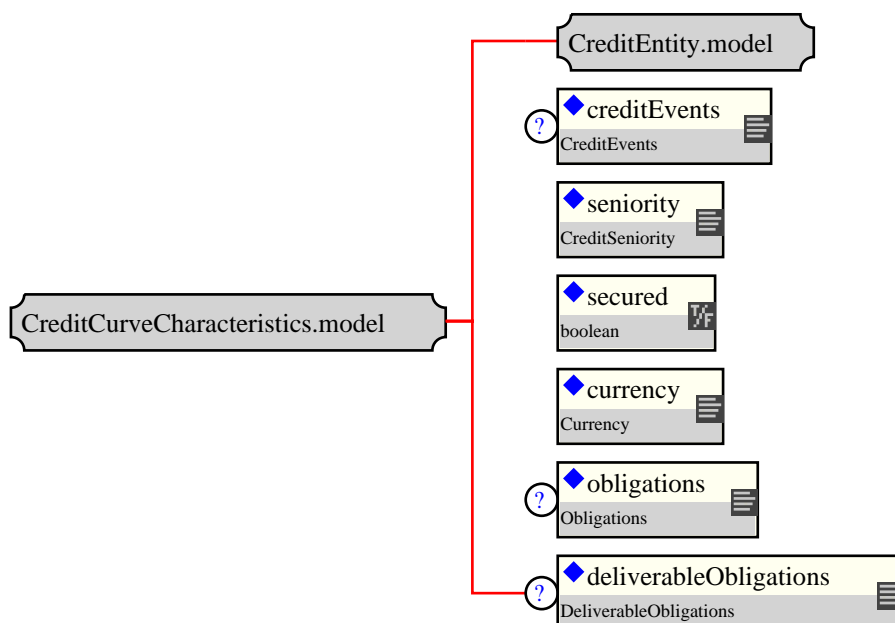
**obligations** (zero or one occurrence; of the type Obligations) The underlying obligations of the reference entity on which you are buying or selling protection

**deliverableObligations** (zero or one occurrence; of the type DeliverableObligations) What sort of obligation may be delivered in the event of the credit event. ISDA 2003 Term: Obligation Category/Deliverable Obligation Category

### 3.2.3 Used by:

- Complex type: CreditCurve

### 3.2.4 Figure:



### 3.2.5 Schema Fragment:



```

<xsd:group name="CreditCurveCharacteristics.model">
  <xsd:annotation>
    <xsd:documentation xml:lang="en">
      The set of characterstics that describe the outputs of a credit
      curve.
    </xsd:documentation>
  </xsd:annotation>
  <xsd:sequence>
    <xsd:group ref="CreditEntity.model"/>
    <xsd:element name="creditEvents" type="CreditEvents" minOccurs="0">
      <xsd:annotation>
        <xsd:documentation xml:lang="en">
          The material credit event.
        </xsd:documentation>
      </xsd:annotation>
    </xsd:element>
    <xsd:element name="seniority" type="CreditSeniority">
      <xsd:annotation>
        <xsd:documentation xml:lang="en">
          The level of seniority of the deliverable obligation.
        </xsd:documentation>
      </xsd:annotation>
    </xsd:element>
    <xsd:element name="secured" type="xsd:boolean">
      <xsd:annotation>
        <xsd:documentation xml:lang="en">
          Whether the deliverable obligation is secured or unsecured.
        </xsd:documentation>
      </xsd:annotation>
    </xsd:element>
    <xsd:element name="currency" type="Currency">
      <xsd:annotation>
        <xsd:documentation xml:lang="en">
          The currency of denomination of the deliverable obligation.
        </xsd:documentation>
      </xsd:annotation>
    </xsd:element>
    <xsd:element name="obligations" type="Obligations" minOccurs="0">
      <xsd:annotation>
        <xsd:documentation xml:lang="en">
          The underlying obligations of the reference entity on which
          you are buying or selling protection
        </xsd:documentation>
      </xsd:annotation>
    </xsd:element>
    <xsd:element name="deliverableObligations" type="DeliverableObligations" minOccurs="0">
      <xsd:annotation>
        <xsd:documentation xml:lang="en">
          What sort of obligation may be delivered in the event of the
          credit event. ISDA 2003 Term: Obligation Category/Deliverable
          Obligation Category
        </xsd:documentation>
      </xsd:annotation>
    </xsd:element>
  </xsd:sequence>
</xsd:group>

```

## 3.3 FxCurveCharacteristics.model

### 3.3.1 Description:

The set of characteristics that describe the outputs of a fx curve.

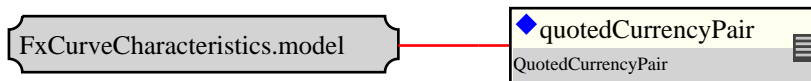
### 3.3.2 Contents:

**quotedCurrencyPair** (exactly one occurrence; of the type QuotedCurrencyPair) Defines the two currencies for an FX trade and the quotation relationship between the two currencies.

### 3.3.3 Used by:

- Complex type: FxCurve

### 3.3.4 Figure:



### 3.3.5 Schema Fragment:

```
<xsd:group name="FxCurveCharacteristics.model">
  <xsd:annotation>
    <xsd:documentation xml:lang="en">
      The set of characteristics that describe the outputs of a fx
      curve.
    </xsd:documentation>
  </xsd:annotation>
  <xsd:sequence>
    <xsd:element name="quotedCurrencyPair" type="QuotedCurrencyPair">
      <xsd:annotation>
        <xsd:documentation xml:lang="en">
          Defines the two currencies for an FX trade and the quotation
          relationship between the two currencies.
        </xsd:documentation>
      </xsd:annotation>
    </xsd:element>
  </xsd:sequence>
</xsd:group>
```

## 3.4 RecoveryRate.model

### 3.4.1 Description:

The model of the recovery rate (single value or curve).

### 3.4.2 Contents:

Either

**recoveryRate** (exactly one occurrence; of the type xsd:decimal) A single recovery rate, to be used for all terms.

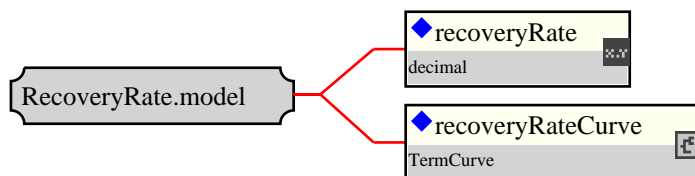
Or

**recoveryRateCurve** (exactly one occurrence; of the type TermCurve) A curve of recovery rates, allowing different terms to have different recovery rates.

### 3.4.3 Used by:

- Complex type: CreditCurveValuation

### 3.4.4 Figure:



### 3.4.5 Schema Fragment:

```
<xsd:group name="RecoveryRate.model">
  <xsd:annotation>
    <xsd:documentation xml:lang="en">
      The model of the recovery rate (single value or curve).
    </xsd:documentation>
  </xsd:annotation>
  <xsd:choice>
    <xsd:element name="recoveryRate" type="xsd:decimal">
      <xsd:annotation>
        <xsd:documentation xml:lang="en">
          A single recovery rate, to be used for all terms.
        </xsd:documentation>
      </xsd:annotation>
    </xsd:element>
    <xsd:element name="recoveryRateCurve" type="TermCurve">
      <xsd:annotation>
        <xsd:documentation xml:lang="en">
          A curve of recovery rates, allowing different terms to have
          different recovery rates.
        </xsd:documentation>
      </xsd:annotation>
    </xsd:element>
  </xsd:choice>
</xsd:group>
```

## 3.5 UnderlyingAssetOrReference.model

### 3.5.1 Description:

Include or reference an underlying asset definition.

### 3.5.2 Contents:

Either

**underlyingAsset** (exactly one occurrence; of the type Asset) Define the underlying asset when it is a listed security.

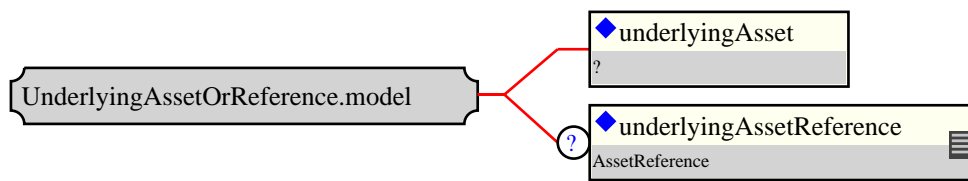
Or

**underlyingAssetReference** (zero or one occurrence; of the type AssetReference) A reference to an underlying asset that defines the meaning of the value, i.e. the product that the value corresponds to. For example, this could be a caplet or simple european swaption.

### 3.5.3 Used by:

- Complex type: PricingStructurePoint

### 3.5.4 Figure:



### 3.5.5 Schema Fragment:

```
<xsd:group name="UnderlyingAssetOrReference.model">
  <xsd:annotation>
    <xsd:documentation xml:lang="en">
      Include or reference an underlying asset definition.
    </xsd:documentation>
  </xsd:annotation>
  <xsd:choice>
    <xsd:element ref="underlyingAsset">
      <xsd:annotation>
        <xsd:documentation xml:lang="en">
          An underlying asset that defines the meaning of the value,
          i.e. the product that the value corresponds to. For example,
          this could be a caplet or simple european swaption.
        </xsd:documentation>
      </xsd:annotation>
    </xsd:element>
    <xsd:element name="underlyingAssetReference" type="AssetReference" minOccurs="0">
      <xsd:annotation>
        <xsd:documentation xml:lang="en">
          A reference to an underlying asset that defines the meaning
          of the value, i.e. the product that the value corresponds to.
          For example, this could be a caplet or simple european
          swaption.
        </xsd:documentation>
      </xsd:annotation>
    </xsd:element>
  </xsd:choice>
</xsd:group>
```

## 3.6 YieldCurveCharacteristics.model

### 3.6.1 Description:

The set of characteristics that describe the outputs of a yield curve.

### 3.6.2 Contents:

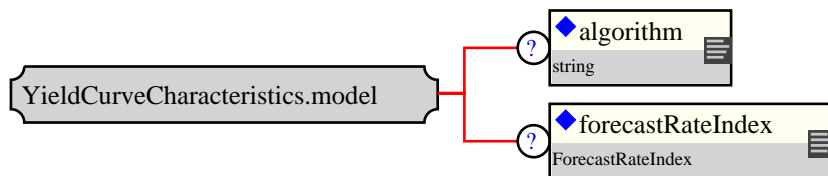
**algorithm** (zero or one occurrence; of the type xsd:string)

**forecastRateIndex** (zero or one occurrence; of the type ForecastRateIndex)

### 3.6.3 Used by:

- Complex type: YieldCurve

### 3.6.4 Figure:



### 3.6.5 Schema Fragment:

```
<xsd:group name="YieldCurveCharacteristics.model">
  <xsd:annotation>
    <xsd:documentation xml:lang="en">
      The set of characteristics that describe the outputs of a yield
      curve.
    </xsd:documentation>
  </xsd:annotation>
  <xsd:sequence>
    <xsd:element name="algorithm" type="xsd:string" minOccurs="0"/>
    <xsd:element name="forecastRateIndex" type="ForecastRateIndex" minOccurs="0"/>
  </xsd:sequence>
</xsd:group>
```

## 4 Schema listing

```
<xsd:schema xmlns:xsi="http://www.w3.org/2001/XMLSchema-instance" xmlns:fpmml="http://www.FpML.org" ecore:package="org.fpml" ecore:documentRoot="FpML" targetNameSpace="http://www.FpML.org">
  <xsd:include schemaLocation="fpml-riskdef-4-3.xsd"/>
  <xsd:include schemaLocation="fpml-cd-4-3.xsd"/>
  <xsd:complexType name="CompoundingFrequency">
    <xsd:annotation>
      <xsd:documentation source="http://www.FpML.org" xml:lang="en">
        The frequency at which a rate is compounded.
      </xsd:documentation>
    </xsd:annotation>
    <xsd:simpleContent>
      <xsd:extension base="xsd:normalizedString">
        <xsd:attribute name="compoundingFrequencyScheme" type="xsd:anyURI" default="http://www.FpML.org/fpml-cd-4-3.xsd#CompoundingFrequencyScheme"/>
      </xsd:extension>
    </xsd:simpleContent>
  </xsd:complexType>
  <xsd:complexType name="CreditCurve">
    <xsd:annotation>
      <xsd:documentation xml:lang="en">
        A generic credit curve definition.
      </xsd:documentation>
    </xsd:annotation>
    <xsd:complexContent>
      <xsd:extension base="PricingStructure">
        <xsd:sequence>
          <xsd:group ref="CreditCurveCharacteristics.model" minOccurs="0"/>
        </xsd:sequence>
      </xsd:extension>
    </xsd:complexContent>
  </xsd:complexType>
  <xsd:complexType name="CreditCurveValuation">
    <xsd:annotation>
      <xsd:documentation xml:lang="en">
        A set of credit curve values, which can include pricing inputs
        (which are typically credit spreads), default probabilities,
        and recovery rates.
      </xsd:documentation>
    </xsd:annotation>
    <xsd:complexContent>
      <xsd:extension base="PricingStructureValuation">
        <xsd:sequence>
          <xsd:element name="inputs" type="QuotedAssetSet" minOccurs="0"/>
          <xsd:element name="defaultProbabilityCurve" type="DefaultProbabilityCurve" minOccurs="0">
            <xsd:annotation>
              <xsd:documentation xml:lang="en">
                A curve of default probabilities.
              </xsd:documentation>
            </xsd:annotation>
          </xsd:element>
          <xsd:group ref="RecoveryRate.model" minOccurs="0">
            <xsd:annotation>
              <xsd:documentation xml:lang="en">
                A recovery rate value or curve.
              </xsd:documentation>
            </xsd:annotation>
          </xsd:group>
        </xsd:sequence>
      </xsd:extension>
    </xsd:complexContent>
  </xsd:complexType>
  <xsd:complexType name="DefaultProbabilityCurve">
    <xsd:annotation>
      <xsd:documentation xml:lang="en">
        A set of default probabilities.
      </xsd:documentation>
    </xsd:annotation>
    <xsd:complexContent>
      <xsd:extension base="PricingStructureValuation">
        <xsd:sequence>
          <xsd:element name="baseYieldCurve" type="PricingStructureReference">
            <xsd:annotation>
              <xsd:documentation xml:lang="en">
                A reference to the yield curve values used as a basis
                for this credit curve valuation.
              </xsd:documentation>
            </xsd:annotation>
          </xsd:element>
          <xsd:element name="defaultProbabilities" type="TermCurve" minOccurs="0">
            <xsd:annotation>
              <xsd:documentation xml:lang="en">
                A set of default probabilities.
              </xsd:documentation>
            </xsd:annotation>
          </xsd:element>
        </xsd:sequence>
      </xsd:extension>
    </xsd:complexContent>
  </xsd:complexType>

```

```

        A collection of default probabilities.
    </xsd:documentation>
</xsd:annotation>
</xsd:element>
</xsd:sequence>
</xsd:extension>
</xsd:complexContent>
</xsd:complexType>
<xsd:complexType name="ForwardRateCurve">
    <xsd:annotation>
        <xsd:documentation xml:lang="en">
            A curve used to model a set of forward interest rates. Used for
            forecasting interest rates as part of a pricing calculation.
        </xsd:documentation>
    </xsd:annotation>
    <xsd:sequence>
        <xsd:element name="assetReference" type="AssetReference" minOccurs="0">
            <xsd:annotation>
                <xsd:documentation xml:lang="en">
                    A reference to the rate index whose forwards are modeled.
                </xsd:documentation>
            </xsd:annotation>
        </xsd:element>
        <xsd:element name="rateCurve" type="TermCurve">
            <xsd:annotation>
                <xsd:documentation xml:lang="en">
                    The curve of forward values.
                </xsd:documentation>
            </xsd:annotation>
        </xsd:element>
    </xsd:sequence>
</xsd:complexType>
<xsd:complexType name="FxCurve">
    <xsd:annotation>
        <xsd:documentation xml:lang="en">
            An fx curve object., which includes pricing inputs and term
            structures for fx forwards.
        </xsd:documentation>
    </xsd:annotation>
    <xsd:complexContent>
        <xsd:extension base="PricingStructure">
            <xsd:sequence>
                <xsd:group ref="FxCurveCharacteristics.model" minOccurs="0"/>
            </xsd:sequence>
        </xsd:extension>
    </xsd:complexContent>
</xsd:complexType>
<xsd:complexType name="FxCurveValuation">
    <xsd:annotation>
        <xsd:documentation xml:lang="en">
            A valuation of an FX curve object., which includes pricing
            inputs and term structures for fx forwards.
        </xsd:documentation>
    </xsd:annotation>
    <xsd:complexContent>
        <xsd:extension base="PricingStructureValuation">
            <xsd:sequence>
                <xsd:element name="settlementCurrencyYieldCurve" type="PricingStructureReference" minOccurs="0">
                <xsd:element name="forecastCurrencyYieldCurve" type="PricingStructureReference" minOccurs="0">
                <xsd:element name="spotRate" type="FxRateSet" minOccurs="0"/>
                <xsd:element name="fxForwardCurve" type="TermCurve" minOccurs="0">
                    <xsd:annotation>
                        <xsd:documentation xml:lang="en">
                            A curve of fx forward rates
                        </xsd:documentation>
                    </xsd:annotation>
                </xsd:element>
                <xsd:element name="fxForwardPointsCurve" type="TermCurve" minOccurs="0">
                    <xsd:annotation>
                        <xsd:documentation xml:lang="en">
                            A curve of fx forward point spreads.
                        </xsd:documentation>
                    </xsd:annotation>
                </xsd:element>
            </xsd:sequence>
        </xsd:extension>
    </xsd:complexContent>
</xsd:complexType>
<xsd:complexType name="FxRateSet">
    <xsd:annotation>
        <xsd:documentation xml:lang="en">
            A collection of spot FX rates used in pricing.
        </xsd:documentation>
    </xsd:annotation>

```

```

</xsd:annotation>
<xsd:complexContent>
  <xsd:extension base="QuotedAssetSet">
    <xsd:sequence/>
  </xsd:extension>
</xsd:complexContent>
</xsd:complexType>
<xsd:complexType name="InterpolationMethod">
  <xsd:annotation>
    <xsd:documentation source="http://www.FpML.org" xml:lang="en">
      The type of interpolation used.
    </xsd:documentation>
  </xsd:annotation>
  <xsd:simpleContent>
    <xsd:extension base="xsd:normalizedString">
      <xsd:attribute name="interpolationMethodScheme" type="xsd:anyURI" default="http://www.f
    </xsd:extension>
  </xsd:simpleContent>
</xsd:complexType>
<xsd:complexType name="MultiDimensionalPricingData">
  <xsd:annotation>
    <xsd:documentation xml:lang="en">
      A pricing data set that contains a series of points with
      coordinates. It is a sparse matrix representation of a
      multi-dimensional matrix.
    </xsd:documentation>
  </xsd:annotation>
  <xsd:sequence>
    <xsd:group ref="QuotationCharacteristics.model" minOccurs="0">
      <xsd:annotation>
        <xsd:documentation xml:lang="en">
          Characteristics that apply to all quotations in the pricing
          structure.
        </xsd:documentation>
      </xsd:annotation>
    </xsd:group>
    <xsd:element name="point" type="PricingStructurePoint" maxOccurs="unbounded"/>
  </xsd:sequence>
</xsd:complexType>
<xsd:complexType name="ParametricAdjustment">
  <xsd:annotation>
    <xsd:documentation xml:lang="en">
      An adjustment used to accommodate a parameter of the input
      trade, e.g. the strike.
    </xsd:documentation>
  </xsd:annotation>
  <xsd:sequence>
    <xsd:element name="name" type="xsd:normalizedString">
      <xsd:annotation>
        <xsd:documentation xml:lang="en">
          The name of the adjustment parameter (e.g. "Volatility
          Skew").
        </xsd:documentation>
      </xsd:annotation>
    </xsd:element>
    <xsd:element name="inputUnits" type="PriceQuoteUnits" minOccurs="0">
      <xsd:annotation>
        <xsd:documentation xml:lang="en">
          The units of the input parameter, e.g. Yield.
        </xsd:documentation>
      </xsd:annotation>
    </xsd:element>
    <xsd:element name="datapoint" type="ParametricAdjustmentPoint" maxOccurs="unbounded">
      <xsd:annotation>
        <xsd:documentation xml:lang="en">
          The values of the adjustment parameter.
        </xsd:documentation>
      </xsd:annotation>
    </xsd:element>
  </xsd:sequence>
</xsd:complexType>
<xsd:complexType name="ParametricAdjustmentPoint">
  <xsd:annotation>
    <xsd:documentation xml:lang="en">
      A value of the adjustment point, consisting of the x value and
      the corresponding y value.
    </xsd:documentation>
  </xsd:annotation>
  <xsd:sequence>
    <xsd:element name="parameterValue" type="xsd:decimal">
      <xsd:annotation>
        <xsd:documentation xml:lang="en">
          The value of the independent variable (e.g. strike offset).
        </xsd:documentation>
      </xsd:annotation>
    </xsd:element>
  </xsd:sequence>
</xsd:complexType>

```



```

        </xsd:documentation>
    </xsd:annotation>
</xsd:element>
<xsd:element name="adjustmentValue" type="xsd:decimal">
    <xsd:annotation>
        <xsd:documentation xml:lang="en">
            The value of the dependent variable, the actual adjustment
            amount.
        </xsd:documentation>
    </xsd:annotation>
</xsd:element>
</xsd:sequence>
</xsd:complexType>
<xsd:complexType name="PricingStructurePoint">
    <xsd:annotation>
        <xsd:documentation xml:lang="en">
            A single valued point with a set of coordinates that define an
            arbitrary number of indentifying indexes (0 or more). Note that
            the collection of coordinates/coordinate references for a
            PricingStructurePoint must not define a given dimension (other
            than "generic") more than once. This is to avoid ambiguity.
        </xsd:documentation>
    </xsd:annotation>
    <xsd:sequence>
        <xsd:group ref="PricingCoordinateOrReference.model" minOccurs="0" maxOccurs="unbounded"/>
        <xsd:group ref="UnderlyingAssetOrReference.model" minOccurs="0"/>
        <xsd:group ref="Quotation.model">
            <xsd:annotation>
                <xsd:documentation xml:lang="en">
                    A quotation for a specific point, including anny
                    characteristics that may be unique to that point.
                </xsd:documentation>
            </xsd:annotation>
        </xsd:group>
    </xsd:sequence>
    <xsd:attribute name="id" type="xsd:ID"/>
</xsd:complexType>
<xsd:complexType name="TermCurve">
    <xsd:annotation>
        <xsd:documentation xml:lang="en">
            A curve consisting only of values over a term. This is a
            restricted form of One Dimensional Structure.
        </xsd:documentation>
    </xsd:annotation>
    <xsd:sequence>
        <xsd:element name="interpolationMethod" type="InterpolationMethod" minOccurs="0"/>
        <xsd:element name="extrapolationPermitted" type="xsd:boolean" minOccurs="0"/>
        <xsd:element name="point" type="TermPoint" maxOccurs="unbounded"/>
    </xsd:sequence>
</xsd:complexType>
<xsd:complexType name="TermPoint">
    <xsd:annotation>
        <xsd:documentation xml:lang="en">
            A value point that can have a time dimension. Allows bid, mid,
            ask, and spread values to be represented.
        </xsd:documentation>
    </xsd:annotation>
    <xsd:sequence>
        <xsd:element name="term" type="TimeDimension">
            <xsd:annotation>
                <xsd:documentation xml:lang="en">
                    The time dimension of the point (tenor and/or date)
                </xsd:documentation>
            </xsd:annotation>
        </xsd:element>
        <xsd:group ref="BidMidAsk.model"/>
        <xsd:element name="spreadValue" type="xsd:decimal" minOccurs="0">
            <xsd:annotation>
                <xsd:documentation xml:lang="en">
                    The spread value can be used in conjunction with the "mid"
                    value to define the bid and the ask value.
                </xsd:documentation>
            </xsd:annotation>
        </xsd:element>
        <xsd:element name="definition" type="AssetReference" minOccurs="0">
            <xsd:annotation>
                <xsd:documentation xml:lang="en">
                    An optional reference to an underlying asset that defines
                    the meaning of the value, i.e. the product that the value
                    corresponds to. For example, this could be a discount
                    instrument.
                </xsd:documentation>
            </xsd:annotation>
        </xsd:element>
    </xsd:sequence>

```

```

    </xsd:element>
  </xsd:sequence>
  <xsd:attribute name="id" type="xsd:ID"/>
</xsd:complexType>
<xsd:complexType name="VolatilityMatrix">
  <xsd:annotation>
    <xsd:documentation xml:lang="en">
      A matrix of volatilities with dimension 0-3.
    </xsd:documentation>
  </xsd:annotation>
  <xsd:complexContent>
    <xsd:extension base="PricingStructureValuation">
      <xsd:sequence>
        <xsd:element name="dataPoints" type="MultiDimensionalPricingData">
          <xsd:annotation>
            <xsd:documentation xml:lang="en">
              The raw volatility matrix data, expressed as a
              multi-dimensional array.
            </xsd:documentation>
          </xsd:annotation>
        </xsd:element>
        <xsd:element name="adjustment" type="ParametricAdjustment" minOccurs="0" maxOccurs="1">
          <xsd:annotation>
            <xsd:documentation xml:lang="en">
              An adjustment factor, such as for vol smile/skew.
            </xsd:documentation>
          </xsd:annotation>
        </xsd:element>
      </xsd:sequence>
    </xsd:extension>
  </xsd:complexContent>
</xsd:complexType>
<xsd:complexType name="VolatilityRepresentation">
  <xsd:annotation>
    <xsd:documentation xml:lang="en">
      A representation of volatilities of an asset. This is a generic
      structure whose values can be supplied in a specific volatility
      matrix.
    </xsd:documentation>
  </xsd:annotation>
  <xsd:complexContent>
    <xsd:extension base="PricingStructure">
      <xsd:sequence>
        <xsd:element name="asset" type="AnyAssetReference">
          <xsd:annotation>
            <xsd:documentation xml:lang="en">
              A reference to the asset whose volatility is modeled.
            </xsd:documentation>
          </xsd:annotation>
        </xsd:element>
      </xsd:sequence>
    </xsd:extension>
  </xsd:complexContent>
</xsd:complexType>
<xsd:complexType name="YieldCurve">
  <xsd:annotation>
    <xsd:documentation xml:lang="en">
      A generic yield curve object, which can be valued in a variety
      of ways.
    </xsd:documentation>
  </xsd:annotation>
  <xsd:complexContent>
    <xsd:extension base="PricingStructure">
      <xsd:sequence>
        <xsd:group ref="YieldCurveCharacteristics.model" minOccurs="0"/>
      </xsd:sequence>
    </xsd:extension>
  </xsd:complexContent>
</xsd:complexType>
<xsd:complexType name="YieldCurveValuation">
  <xsd:annotation>
    <xsd:documentation xml:lang="en">
      The values of a yield curve, including possibly inputs and
      outputs (dfs, forwards, zero rates).
    </xsd:documentation>
  </xsd:annotation>
  <xsd:complexContent>
    <xsd:extension base="PricingStructureValuation">
      <xsd:sequence>
        <xsd:element name="inputs" type="QuotedAssetSet" minOccurs="0"/>
        <xsd:element name="zeroCurve" type="ZeroRateCurve" minOccurs="0">
          <xsd:annotation>
            <xsd:documentation xml:lang="en">

```

```

        A curve of zero rates.
    </xsd:documentation>
</xsd:annotation>
</xsd:element>
<xsd:element name="forwardCurve" type="ForwardRateCurve" minOccurs="0" maxOccurs="unbounded">
    <xsd:annotation>
        <xsd:documentation xml:lang="en">
            A curve of forward rates.
        </xsd:documentation>
    </xsd:annotation>
</xsd:element>
<xsd:element name="discountFactorCurve" type="TermCurve" minOccurs="0">
    <xsd:annotation>
        <xsd:documentation xml:lang="en">
            A curve of discount factors.
        </xsd:documentation>
    </xsd:annotation>
</xsd:element>
</xsd:sequence>
</xsd:extension>
</xsd:complexContent>
</xsd:complexType>
<xsd:complexType name="ZeroRateCurve">
    <xsd:annotation>
        <xsd:documentation xml:lang="en">
            A curve used to model a set of zero-coupon interest rates.
        </xsd:documentation>
    </xsd:annotation>
    <xsd:sequence>
        <xsd:element name="compoundingFrequency" type="CompoundingFrequency">
            <xsd:annotation>
                <xsd:documentation xml:lang="en">
                    The frequency at which the rates are compounded (e.g. continuously compounded).
                </xsd:documentation>
            </xsd:annotation>
        </xsd:element>
        <xsd:element name="rateCurve" type="TermCurve">
            <xsd:annotation>
                <xsd:documentation xml:lang="en">
                    The curve of zero-coupon values.
                </xsd:documentation>
            </xsd:annotation>
        </xsd:element>
    </xsd:sequence>
</xsd:complexType>
<xsd:element name="creditCurve" type="CreditCurve" substitutionGroup="pricingStructure"/>
<xsd:element name="creditCurveValuation" type="CreditCurveValuation" substitutionGroup="pricingStructure"/>
<xsd:element name="fxCurve" type="FxCurve" substitutionGroup="pricingStructure"/>
<xsd:element name="fxCurveValuation" type="FxCurveValuation" substitutionGroup="pricingStructure"/>
<xsd:element name="volatilityMatrixValuation" type="VolatilityMatrix" substitutionGroup="pricingStructure"/>
<xsd:element name="volatilityRepresentation" type="VolatilityRepresentation" substitutionGroup="pricingStructure"/>
<xsd:element name="yieldCurve" type="YieldCurve" substitutionGroup="pricingStructure"/>
<xsd:element name="yieldCurveValuation" type="YieldCurveValuation" substitutionGroup="pricingStructure"/>
<xsd:group name="BidMidAsk.model">
    <xsd:annotation>
        <xsd:documentation xml:lang="en">
            The bid, mid, or ask values relevant for a quote
        </xsd:documentation>
    </xsd:annotation>
    <xsd:sequence>
        <xsd:element name="bid" type="xsd:decimal" minOccurs="0">
            <xsd:annotation>
                <xsd:documentation xml:lang="en">
                    A price "bid" by a buyer for an asset, i.e. the price a buyer is willing to pay.
                </xsd:documentation>
            </xsd:annotation>
        </xsd:element>
        <xsd:element name="mid" type="xsd:decimal" minOccurs="0">
            <xsd:annotation>
                <xsd:documentation xml:lang="en">
                    A price midway between the bid and the ask price.
                </xsd:documentation>
            </xsd:annotation>
        </xsd:element>
        <xsd:element name="ask" type="xsd:decimal" minOccurs="0">
            <xsd:annotation>
                <xsd:documentation xml:lang="en">
                    A price "asked" by a seller for an asset, i.e. the price at which a seller is willing to sell.
                </xsd:documentation>
            </xsd:annotation>
        </xsd:element>
    </xsd:sequence>

```

```

    </xsd:element>
  </xsd:sequence>
</xsd:group>
<xsd:group name="CreditCurveCharacteristics.model">
  <xsd:annotation>
    <xsd:documentation xml:lang="en">
      The set of characterstics that describe the outputs of a credit
      curve.
    </xsd:documentation>
  </xsd:annotation>
  <xsd:sequence>
    <xsd:group ref="CreditEntity.model"/>
    <xsd:element name="creditEvents" type="CreditEvents" minOccurs="0">
      <xsd:annotation>
        <xsd:documentation xml:lang="en">
          The material credit event.
        </xsd:documentation>
      </xsd:annotation>
    </xsd:element>
    <xsd:element name="seniority" type="CreditSeniority">
      <xsd:annotation>
        <xsd:documentation xml:lang="en">
          The level of seniority of the deliverable obligation.
        </xsd:documentation>
      </xsd:annotation>
    </xsd:element>
    <xsd:element name="secured" type="xsd:boolean">
      <xsd:annotation>
        <xsd:documentation xml:lang="en">
          Whether the deliverable obligation is secured or unsecured.
        </xsd:documentation>
      </xsd:annotation>
    </xsd:element>
    <xsd:element name="currency" type="Currency">
      <xsd:annotation>
        <xsd:documentation xml:lang="en">
          The currency of denomination of the deliverable obligation.
        </xsd:documentation>
      </xsd:annotation>
    </xsd:element>
    <xsd:element name="obligations" type="Obligations" minOccurs="0">
      <xsd:annotation>
        <xsd:documentation xml:lang="en">
          The underlying obligations of the reference entity on which
          you are buying or selling protection
        </xsd:documentation>
      </xsd:annotation>
    </xsd:element>
    <xsd:element name="deliverableObligations" type="DeliverableObligations" minOccurs="0">
      <xsd:annotation>
        <xsd:documentation xml:lang="en">
          What sort of obligation may be delivered in the event of
          the credit event. ISDA 2003 Term: Obligation
          Category/Deliverable Obligation Category
        </xsd:documentation>
      </xsd:annotation>
    </xsd:element>
  </xsd:sequence>
</xsd:group>
<xsd:group name="FxCurveCharacteristics.model">
  <xsd:annotation>
    <xsd:documentation xml:lang="en">
      The set of characterstics that describe the outputs of a fx
      curve.
    </xsd:documentation>
  </xsd:annotation>
  <xsd:sequence>
    <xsd:element name="quotedCurrencyPair" type="QuotedCurrencyPair">
      <xsd:annotation>
        <xsd:documentation xml:lang="en">
          Defines the two currencies for an FX trade and the
          quotation relationship between the two currencies.
        </xsd:documentation>
      </xsd:annotation>
    </xsd:element>
  </xsd:sequence>
</xsd:group>
<xsd:group name="RecoveryRate.model">
  <xsd:annotation>
    <xsd:documentation xml:lang="en">
      The model of the recovery rate (single value or curve).
    </xsd:documentation>
  </xsd:annotation>

```

```

<xsd:choice>
  <xsd:element name="recoveryRate" type="xsd:decimal">
    <xsd:annotation>
      <xsd:documentation xml:lang="en">
        A single recovery rate, to be used for all terms.
      </xsd:documentation>
    </xsd:annotation>
  </xsd:element>
  <xsd:element name="recoveryRateCurve" type="TermCurve">
    <xsd:annotation>
      <xsd:documentation xml:lang="en">
        A curve of recovery rates, allowing different terms to have
        different recovery rates.
      </xsd:documentation>
    </xsd:annotation>
  </xsd:element>
</xsd:choice>
</xsd:group>
<xsd:group name="UnderlyingAssetOrReference.model">
  <xsd:annotation>
    <xsd:documentation xml:lang="en">
      Include or reference an underlying asset definition.
    </xsd:documentation>
  </xsd:annotation>
  <xsd:choice>
    <xsd:element ref="underlyingAsset">
      <xsd:annotation>
        <xsd:documentation xml:lang="en">
          An underlying asset that defines the meaning of the value,
          i.e. the product that the value corresponds to. For
          example, this could be a caplet or simple european
          swaption.
        </xsd:documentation>
      </xsd:annotation>
    </xsd:element>
    <xsd:element name="underlyingAssetReference" type="AssetReference" minOccurs="0">
      <xsd:annotation>
        <xsd:documentation xml:lang="en">
          A reference to an underlying asset that defines the meaning
          of the value, i.e. the product that the value corresponds
          to. For example, this could be a caplet or simple european
          swaption.
        </xsd:documentation>
      </xsd:annotation>
    </xsd:element>
  </xsd:choice>
</xsd:group>
<xsd:group name="YieldCurveCharacteristics.model">
  <xsd:annotation>
    <xsd:documentation xml:lang="en">
      The set of characteristics that describe the outputs of a yield
      curve.
    </xsd:documentation>
  </xsd:annotation>
  <xsd:sequence>
    <xsd:element name="algorithm" type="xsd:string" minOccurs="0"/>
    <xsd:element name="forecastRateIndex" type="ForecastRateIndex" minOccurs="0"/>
  </xsd:sequence>
</xsd:group>
</xsd:schema>

```